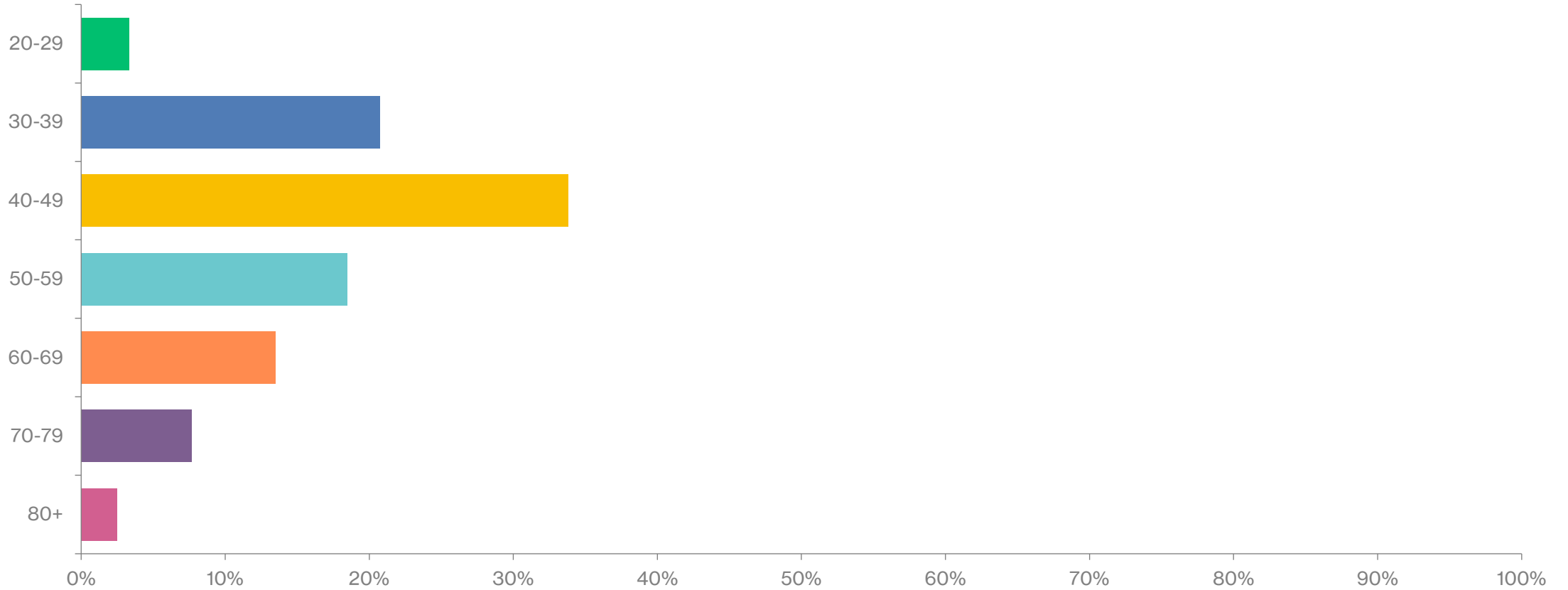




**OPA
PRESIDENT'S
SURVEY RESULTS
2026**

Q1: PLEASE INDICATE YOUR AGE.

ANSWERED: 482 SKIPPED: 2



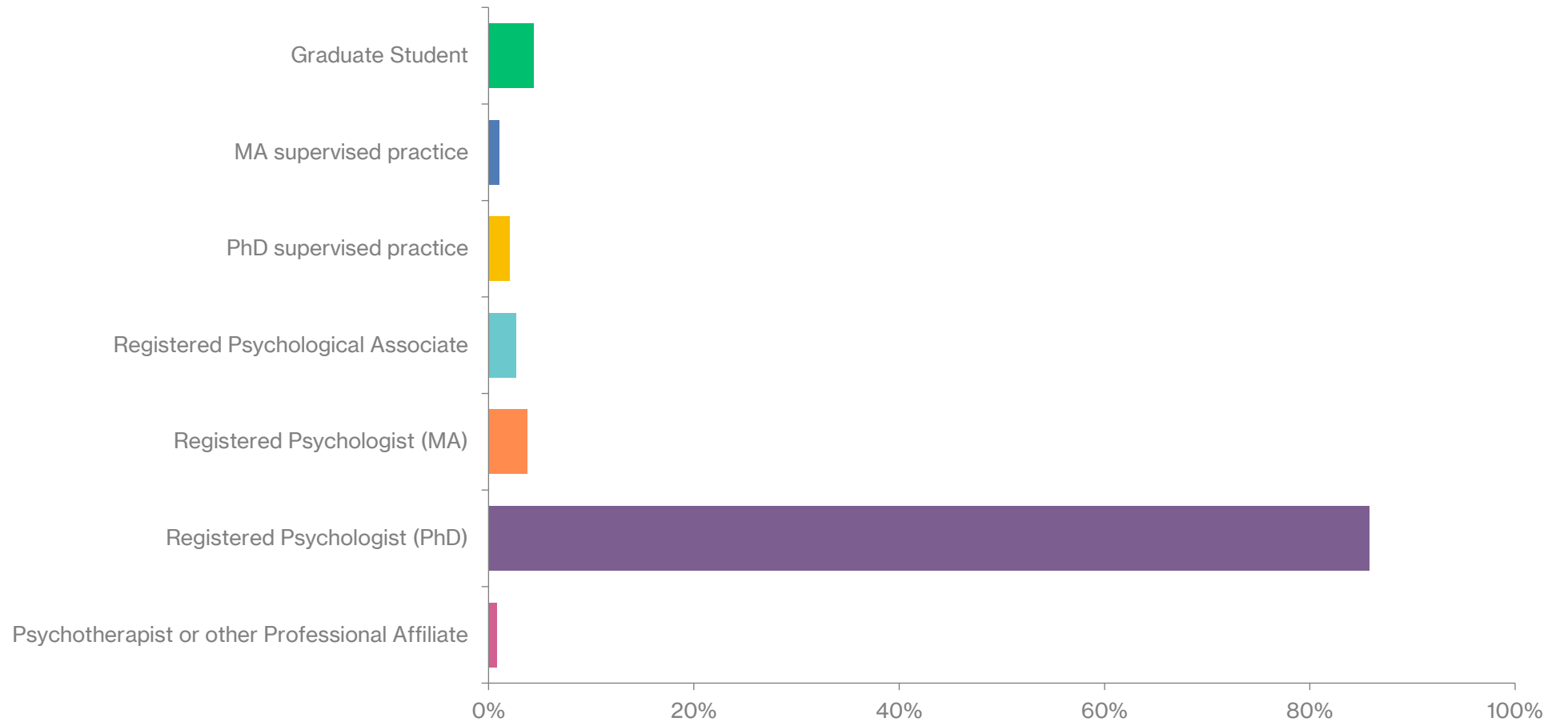
Q1: PLEASE INDICATE YOUR AGE.

ANSWERED: 482 SKIPPED: 2

ANSWER CHOICES	RESPONSES	
20-29	3.32%	16
30-39	20.75%	100
40-49	33.82%	163
50-59	18.46%	89
60-69	13.49%	65
70-79	7.68%	37
80+	2.49%	12
TOTAL		482

Q2: DO YOU IDENTIFY AS,

ANSWERED: 480 SKIPPED: 4

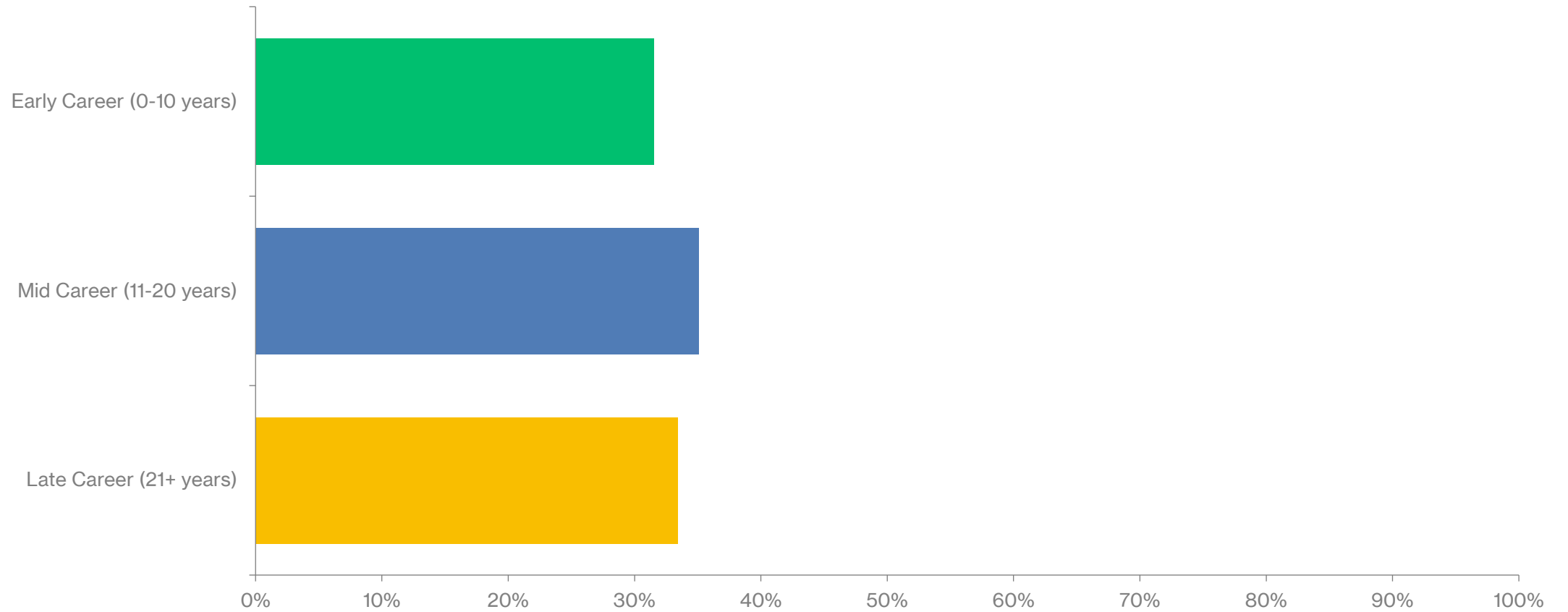


Q2: DO YOU IDENTIFY AS,

ANSWERED: 480 SKIPPED: 4

ANSWER CHOICES	RESPONSES	
Graduate Student	4.38%	21
MA supervised practice	1.04%	5
PhD supervised practice	2.08%	10
Registered Psychological Associate	2.71%	13
Registered Psychologist (MA)	3.75%	18
Registered Psychologist (PhD)	85.83%	412
Psychotherapist or other Professional Affiliate	0.83%	4
TOTAL		483

Q3: DO YOU IDENTIFY AS,
ANSWERED: 479 SKIPPED: 5

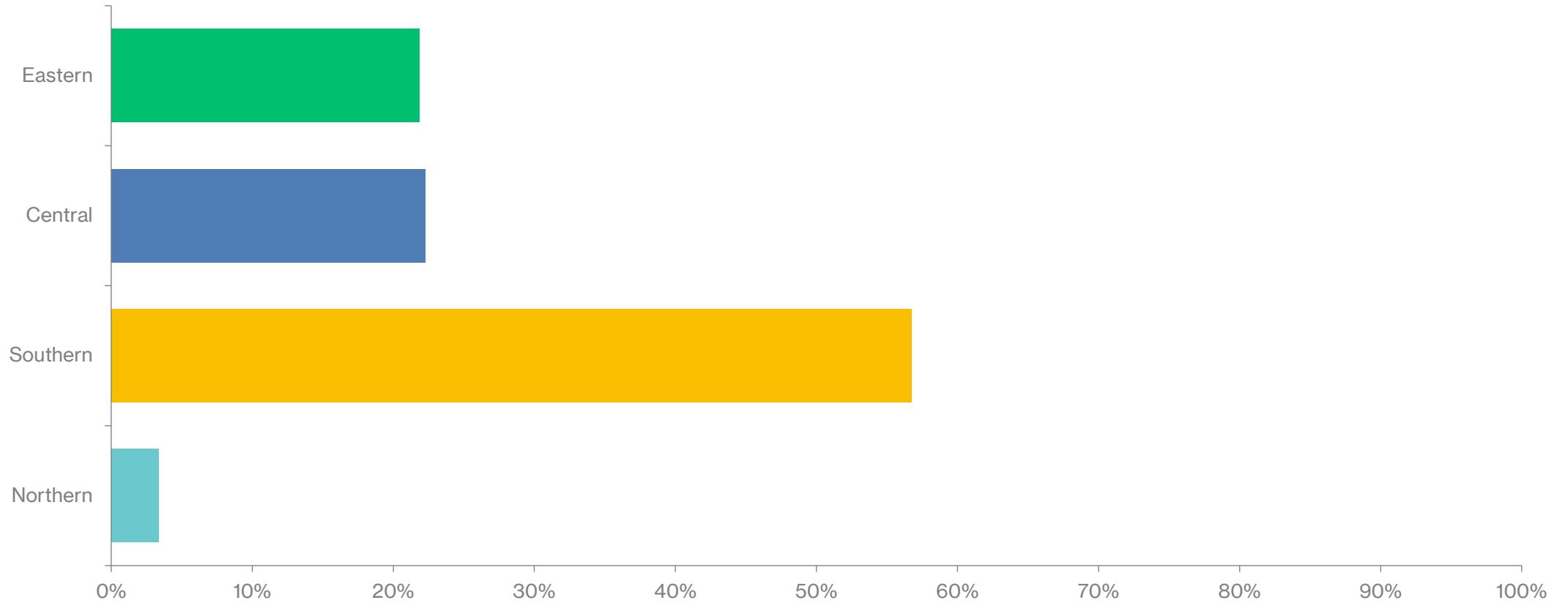


Q3: DO YOU IDENTIFY AS,
ANSWERED: 479 SKIPPED: 5

ANSWER CHOICES	RESPONSES	
Early Career (0-10 years)	31.52%	151
Mid Career (11-20 years)	35.07%	168
Late Career (21+ years)	33.40%	160
TOTAL		479

Q4: IN WHICH REGION OF ONTARIO DO YOU PRACTICE PRIMARILY?

ANSWERED: 476 SKIPPED: 8



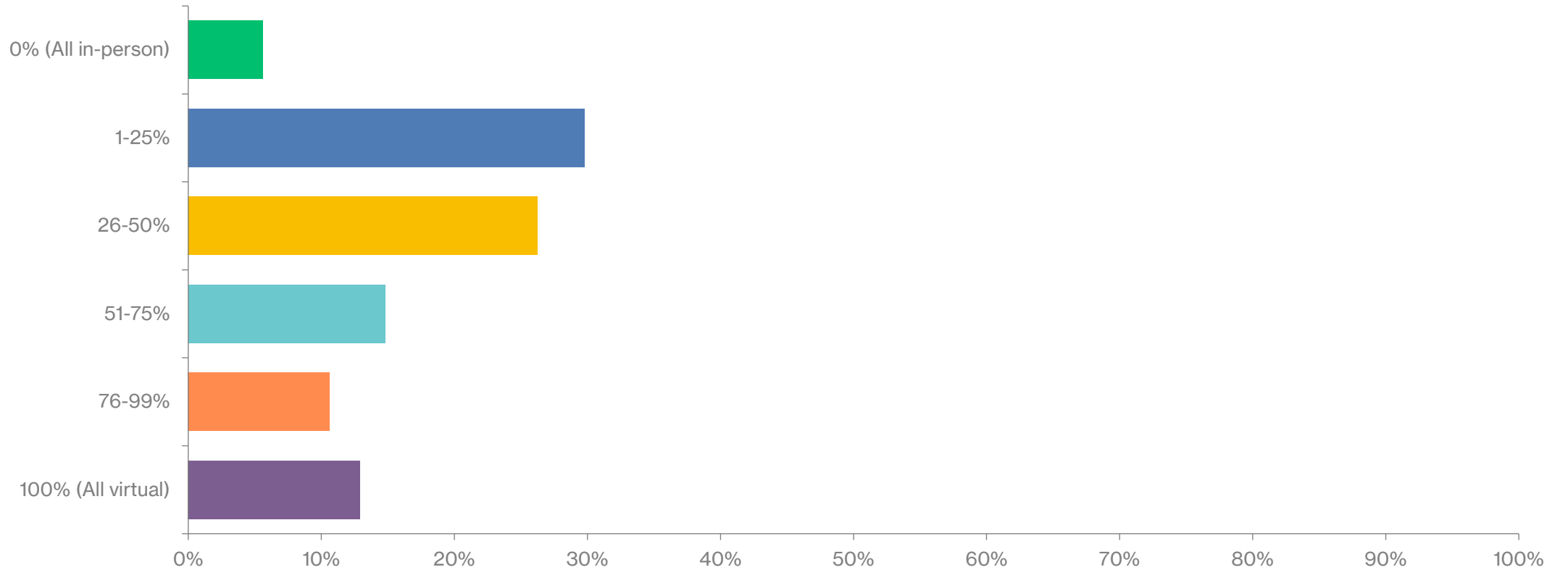
Q4: IN WHICH REGION OF ONTARIO DO YOU PRACTICE PRIMARILY?

ANSWERED: 476 SKIPPED: 8

ANSWER CHOICES	RESPONSES	
Eastern	21.85%	104
Central	22.27%	106
Southern	56.72%	270
Northern	3.36%	16
TOTAL		496

Q5: WHAT PERCENTAGE OF YOUR CLINICAL SERVICES ARE DELIVERED VIRTUALLY?

ANSWERED: 480 SKIPPED: 4



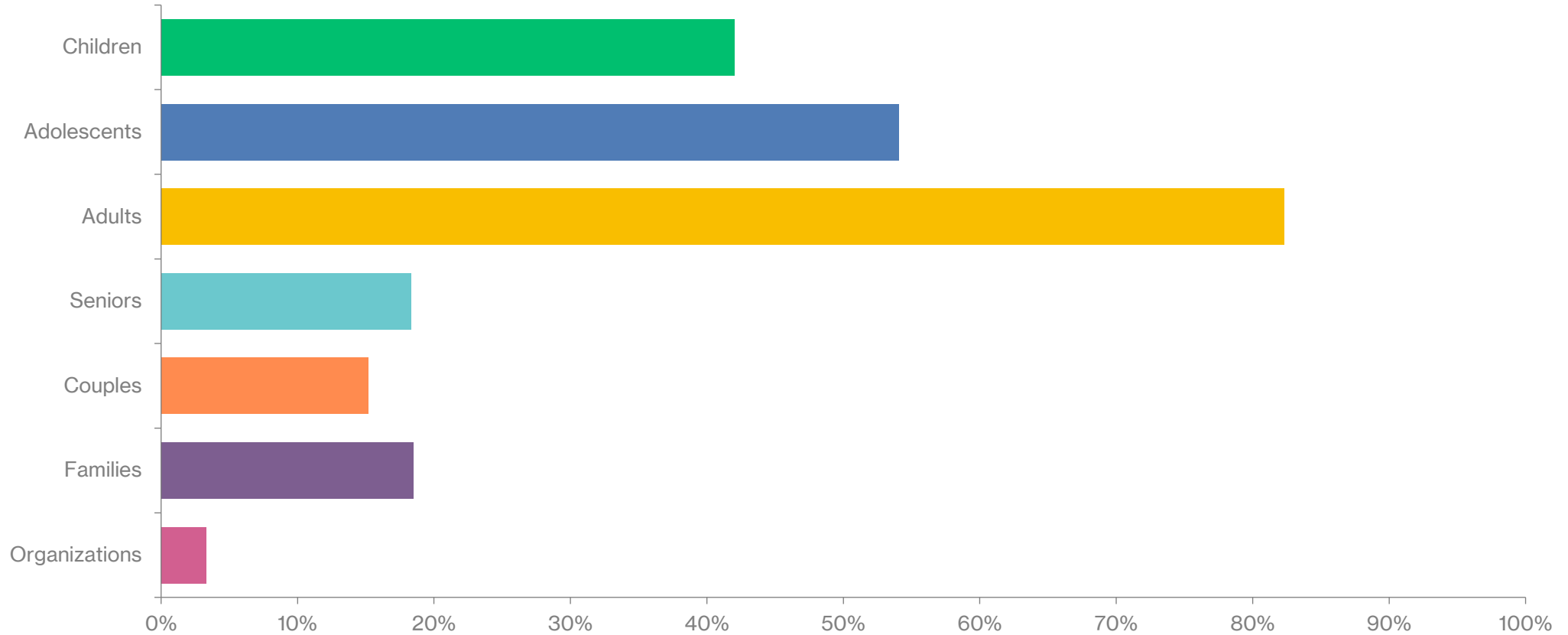
Q5: WHAT PERCENTAGE OF YOUR CLINICAL SERVICES ARE DELIVERED VIRTUALLY?

ANSWERED: 480 SKIPPED: 4

ANSWER CHOICES	RESPONSES	
0% (All in-person)	5.62%	27
1-25%	29.79%	143
26-50%	26.25%	126
51-75%	14.79%	71
76-99%	10.62%	51
100% (All virtual)	12.92%	62
TOTAL		480

Q6: WHICH POPULATIONS DO YOU PROVIDE SERVICE FOR? PLEASE CHECK ALL THAT APPLY

ANSWERED: 481 SKIPPED: 3



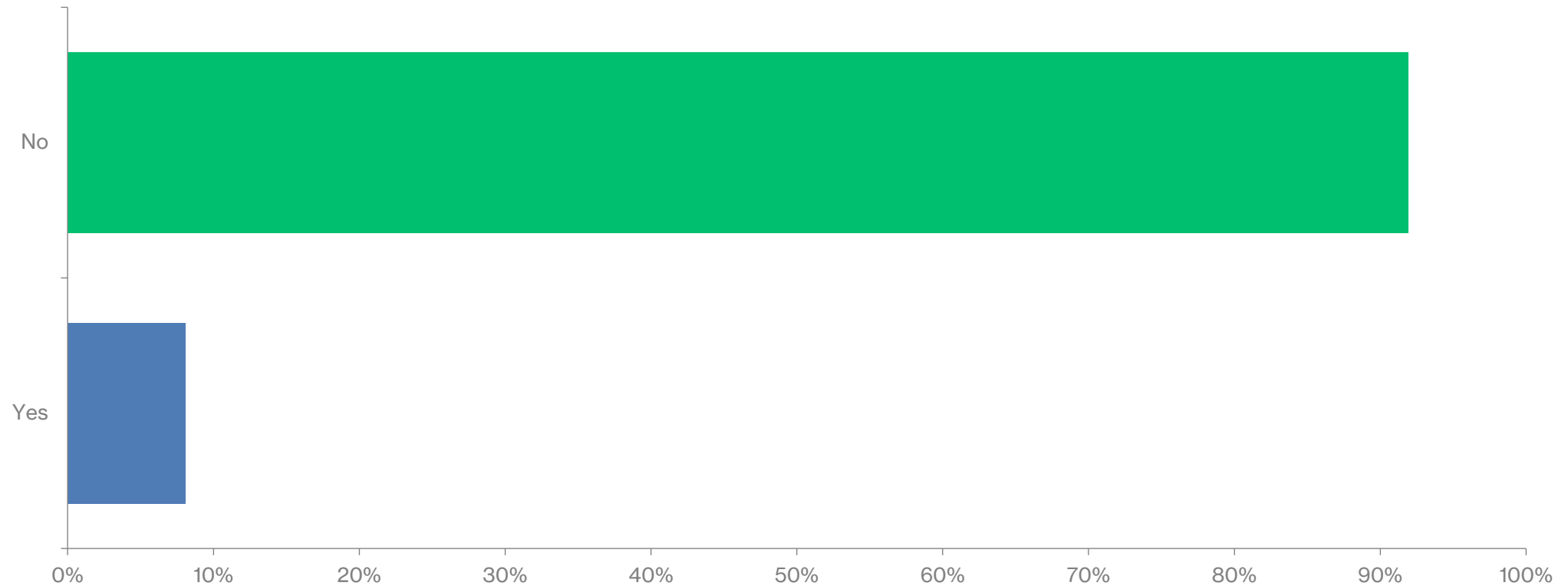
Q6: WHICH POPULATIONS DO YOU PROVIDE SERVICE FOR? PLEASE CHECK ALL THAT APPLY

ANSWERED: 481 SKIPPED: 3

ANSWER CHOICES	RESPONSES	
Children	42.00%	202
Adolescents	54.05%	260
Adults	82.33%	396
Seniors	18.30%	88
Couples	15.18%	73
Families	18.50%	89
Organizations	3.33%	16
TOTAL		1124

Q7: ARE YOU LICENSED TO PRACTICE PSYCHOLOGY IN OTHER PROVINCES? PLEASE INDICATE ALL PROVINCES OR TERRITORIES THAT APPLY

ANSWERED: 482 SKIPPED: 2



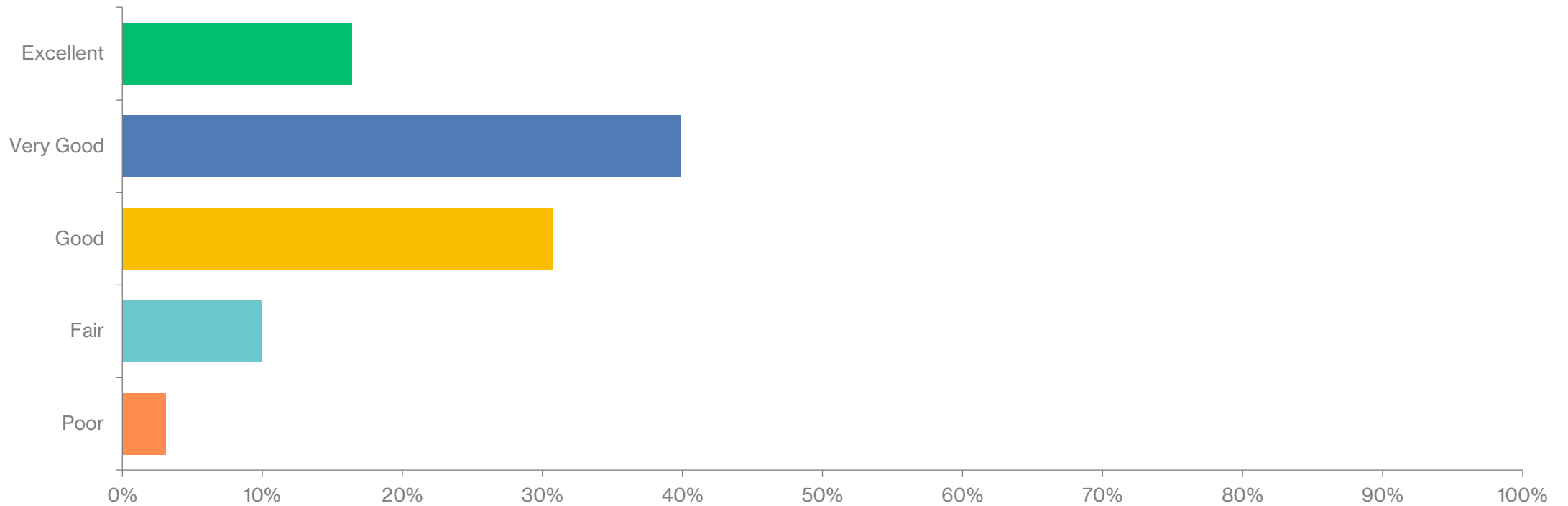
Q7: ARE YOU LICENSED TO PRACTICE PSYCHOLOGY IN OTHER PROVINCES? PLEASE INDICATE ALL PROVINCES OR TERRITORIES THAT APPLY

ANSWERED: 482 SKIPPED: 2

ANSWER CHOICES	RESPONSES	
No	91.91%	443
Yes	8.09%	39
TOTAL		482

Q8: IN THE PAST YEAR, HOW WELL DOES YOUR OPA MEMBERSHIP MEET YOUR PROFESSIONAL NEEDS?

ANSWERED: 482 SKIPPED: 2



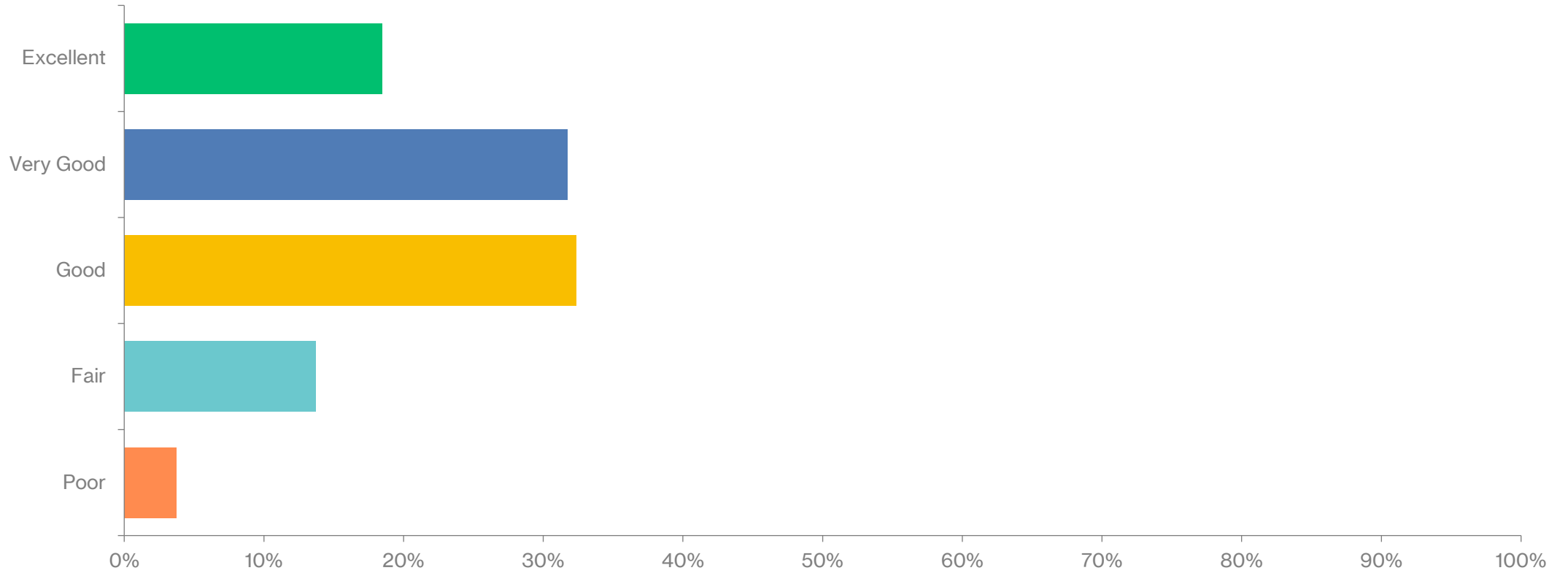
Q8: IN THE PAST YEAR, HOW WELL DOES YOUR OPA MEMBERSHIP MEET YOUR PROFESSIONAL NEEDS?

ANSWERED: 482 SKIPPED: 2

ANSWER CHOICES	RESPONSES	
Excellent	16.39%	79
Very Good	39.83%	192
Good	30.71%	148
Fair	9.96%	48
Poor	3.11%	15
TOTAL		482

Q9: IN THE PAST YEAR, TO WHAT EXTENT HAS YOUR MEMBERSHIP PROVIDED VALUE RELATIVE TO ITS COST?

ANSWERED: 482 SKIPPED: 2



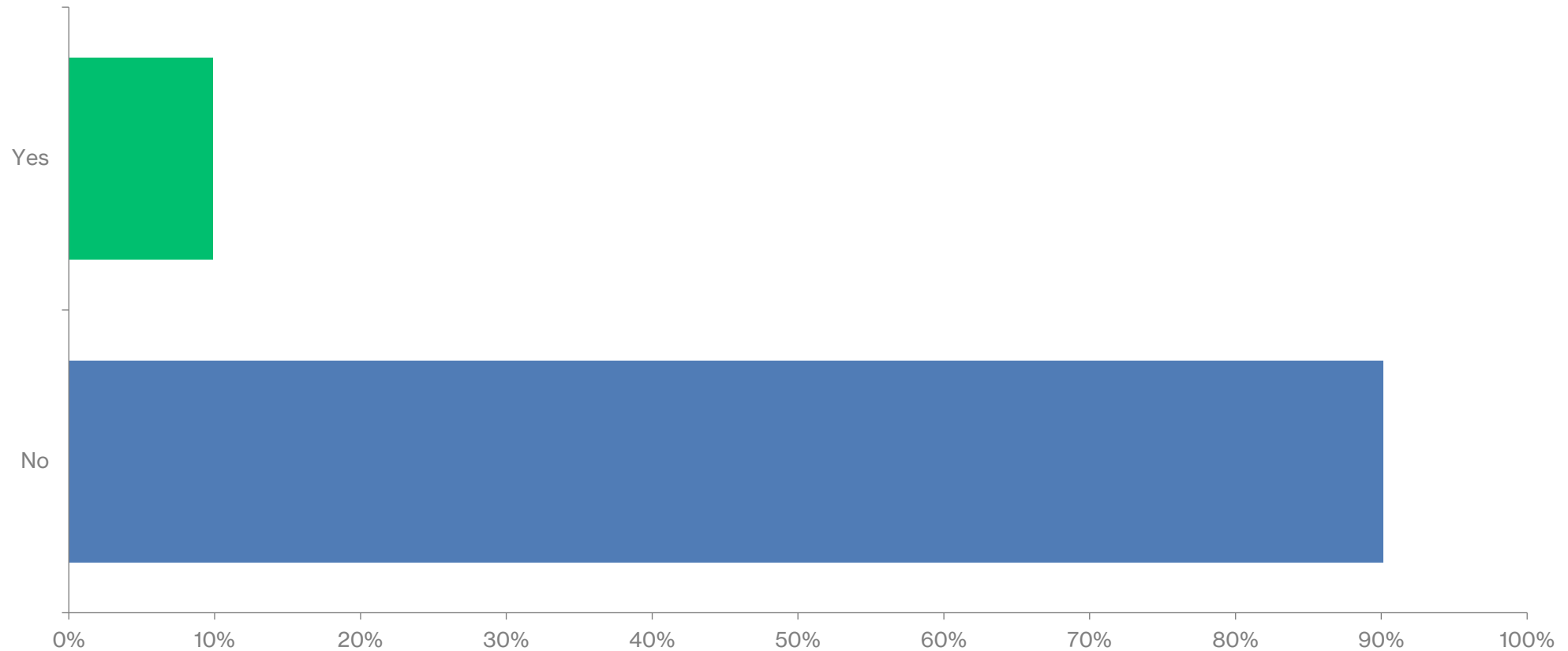
Q9: IN THE PAST YEAR, TO WHAT EXTENT HAS YOUR MEMBERSHIP PROVIDED VALUE RELATIVE TO ITS COST?

ANSWERED: 482 SKIPPED: 2

ANSWER CHOICES	RESPONSES	
Excellent	18.46%	89
Very Good	31.74%	153
Good	32.37%	156
Fair	13.69%	66
Poor	3.73%	18
TOTAL		482

Q11: ARE YOU INTERESTED NOW OR IN THE FUTURE SERVING ON THE OPA BOD? IF INTERESTED PLEASE EMAIL OPA AT OPA@PSYCH.ON.CA

ANSWERED: 475 SKIPPED: 9



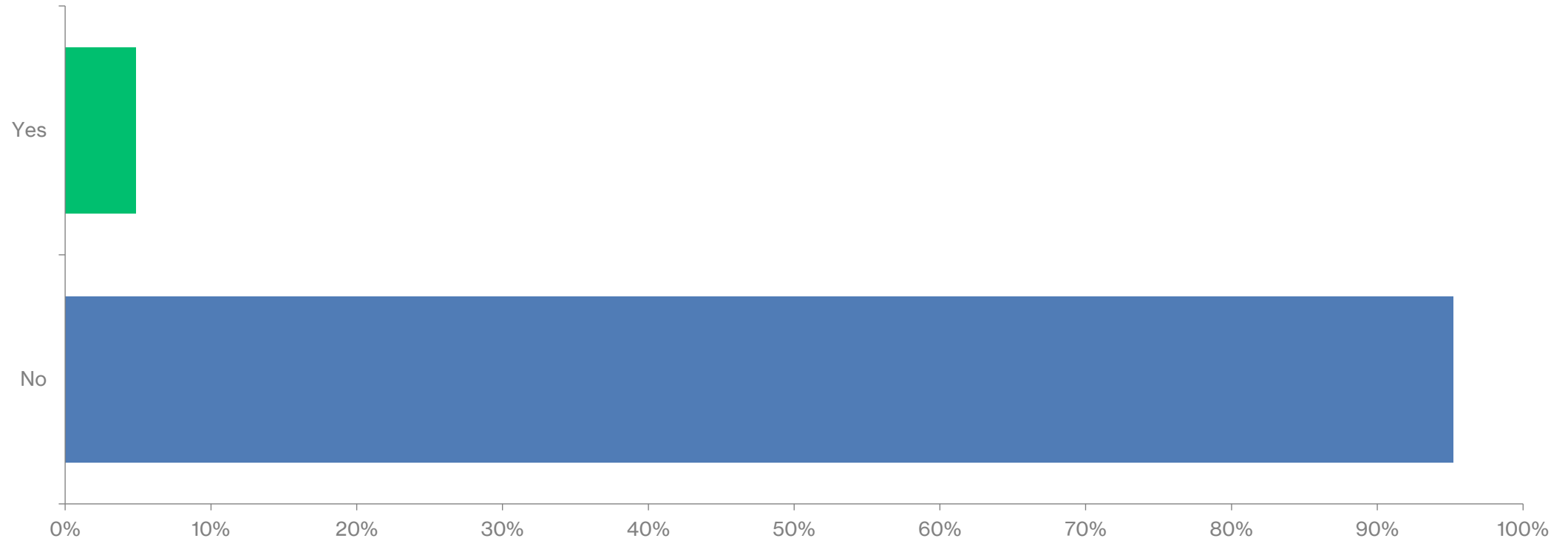
Q11: ARE YOU INTERESTED NOW OR IN THE FUTURE SERVING ON THE OPA BOD? IF INTERESTED PLEASE EMAIL OPA AT OPA@PSYCH.ON.CA

ANSWERED: 475 SKIPPED: 9

ANSWER CHOICES	RESPONSES	
Yes	9.89%	47
No	90.11%	428
TOTAL		475

Q12: WOULD YOU BE INTERESTED NOW OR IN THE FUTURE SERVING ON THE BOARD EXECUTIVE (PRESIDENTIAL TRACK OR SECRETARY-TREASURER)?

ANSWERED: 477 SKIPPED: 7



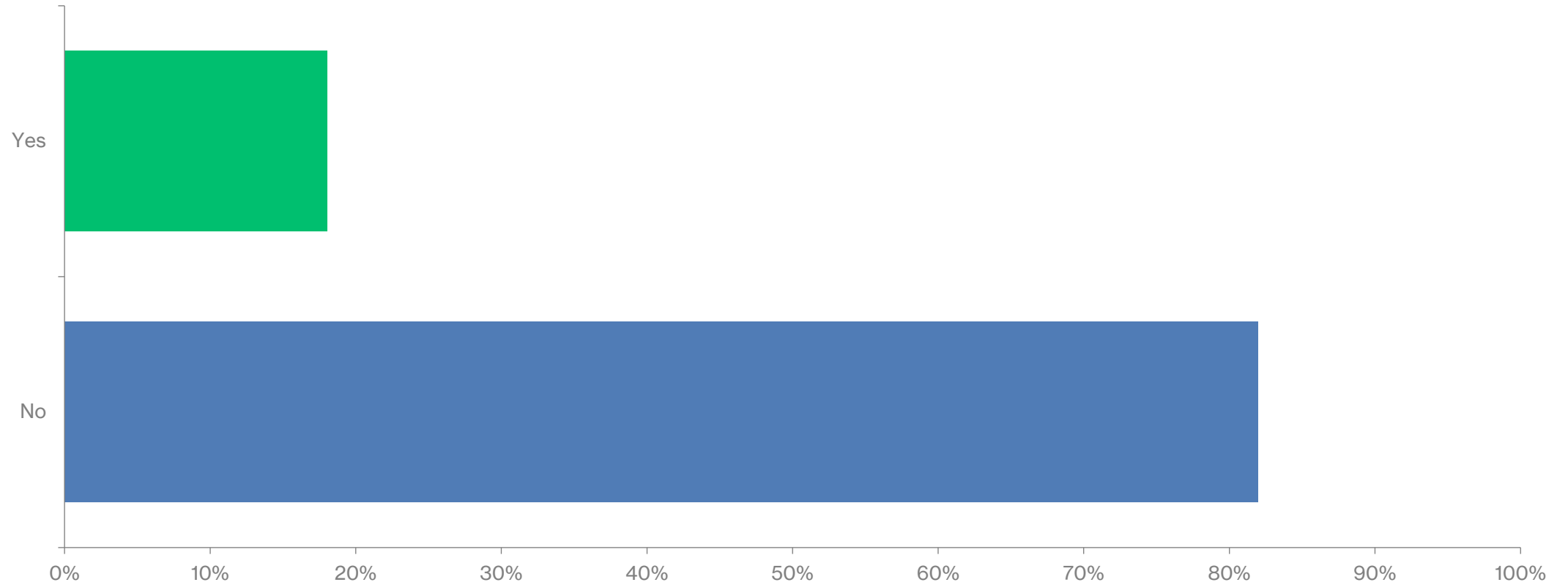
Q12: WOULD YOU BE INTERESTED NOW OR IN THE FUTURE SERVING ON THE BOARD EXECUTIVE (PRESIDENTIAL TRACK OR SECRETARY-TREASURER)?

ANSWERED: 477 SKIPPED: 7

ANSWER CHOICES	RESPONSES	
Yes	4.82%	23
No	95.18%	454
TOTAL		477

Q13: DID YOU ATTEND THE AGM?

ANSWERED: 477 SKIPPED: 7



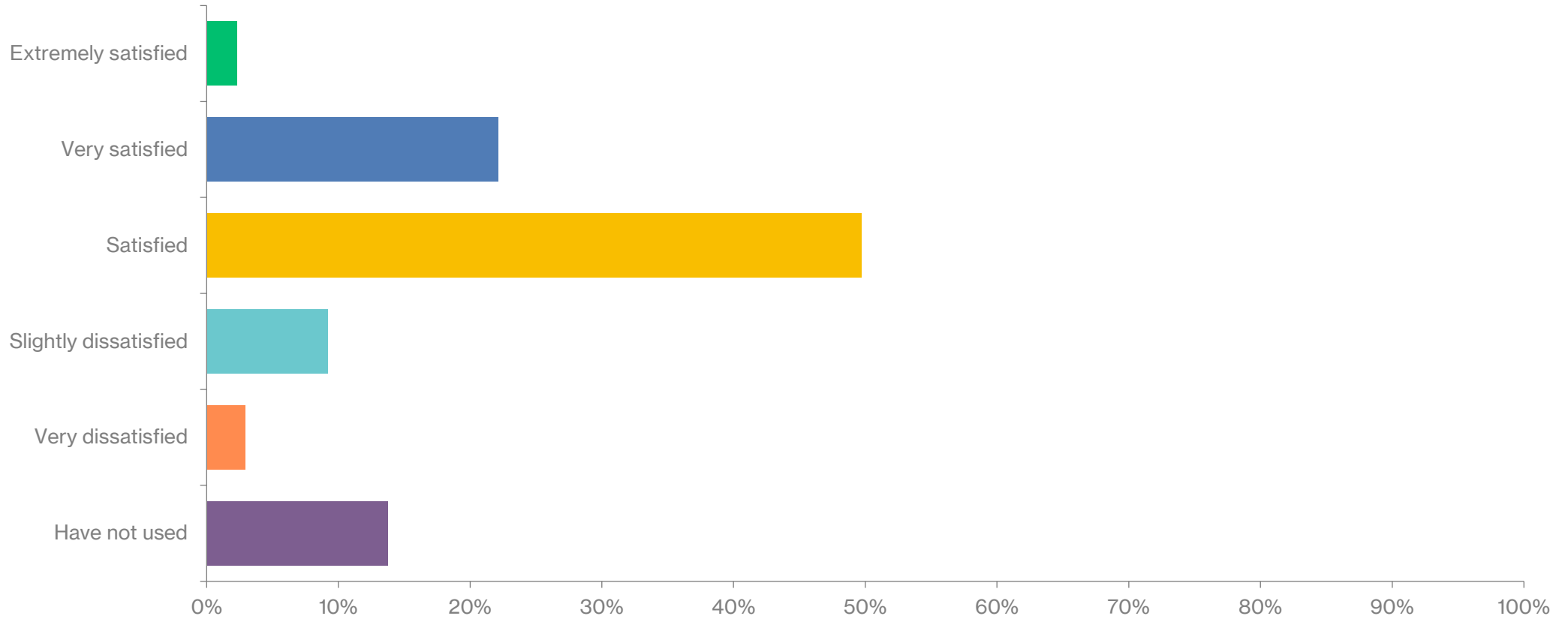
Q13: DID YOU ATTEND THE AGM?

ANSWERED: 477 SKIPPED: 7

ANSWER CHOICES	RESPONSES	
Yes	18.03%	86
No	81.97%	391
TOTAL		477

Q14: HOW SATISFIED ARE YOU WITH THE NEW COMMUNITIES PLATFORM?

ANSWERED: 479 SKIPPED: 5



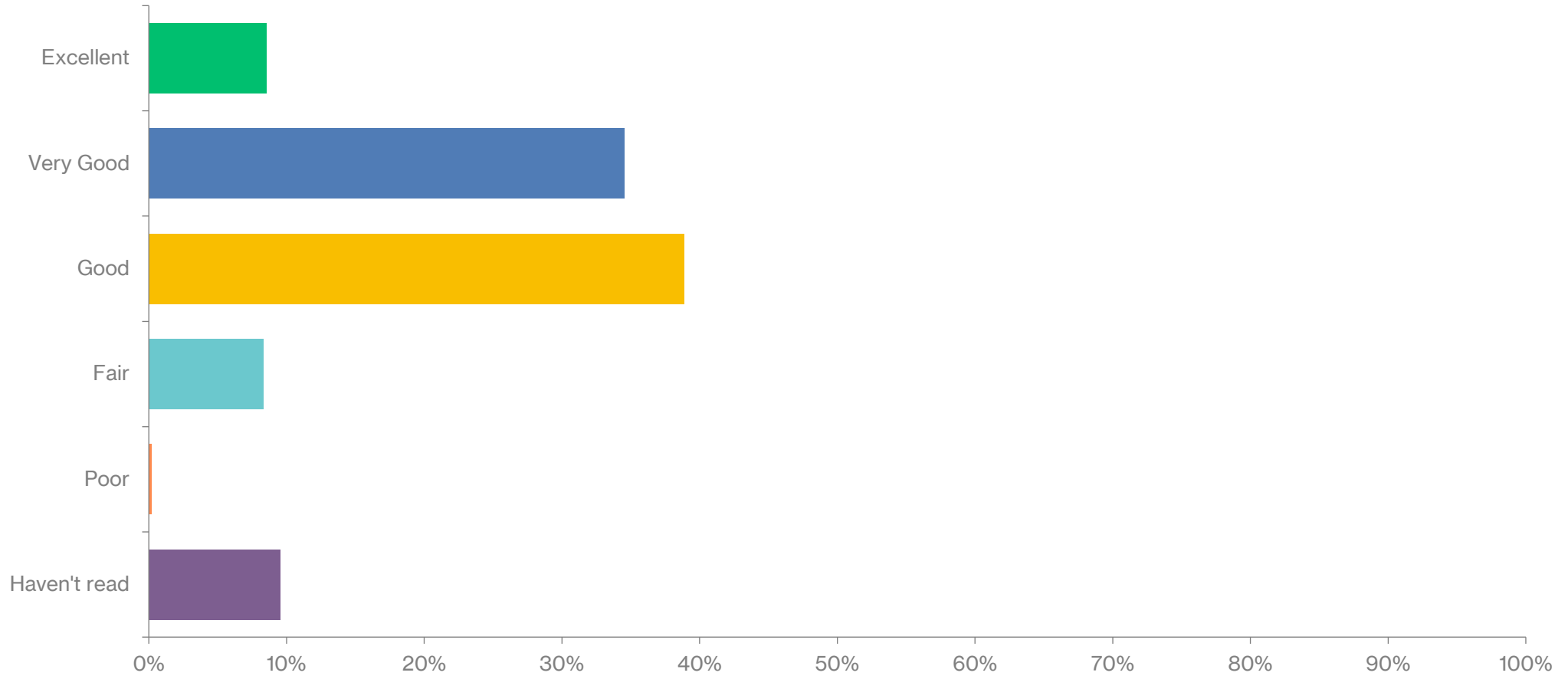
Q14: HOW SATISFIED ARE YOU WITH THE NEW COMMUNITIES PLATFORM?

ANSWERED: 479 SKIPPED: 5

ANSWER CHOICES	RESPONSES	
Extremely satisfied	2.30%	11
Very satisfied	22.13%	106
Satisfied	49.69%	238
Slightly dissatisfied	9.19%	44
Very dissatisfied	2.92%	14
Have not used	13.78%	66
TOTAL		479

Q15: IN YOUR OPINION, OPA'S QUARTERLY NEWSLETTER IS:

ANSWERED: 481 SKIPPED: 3



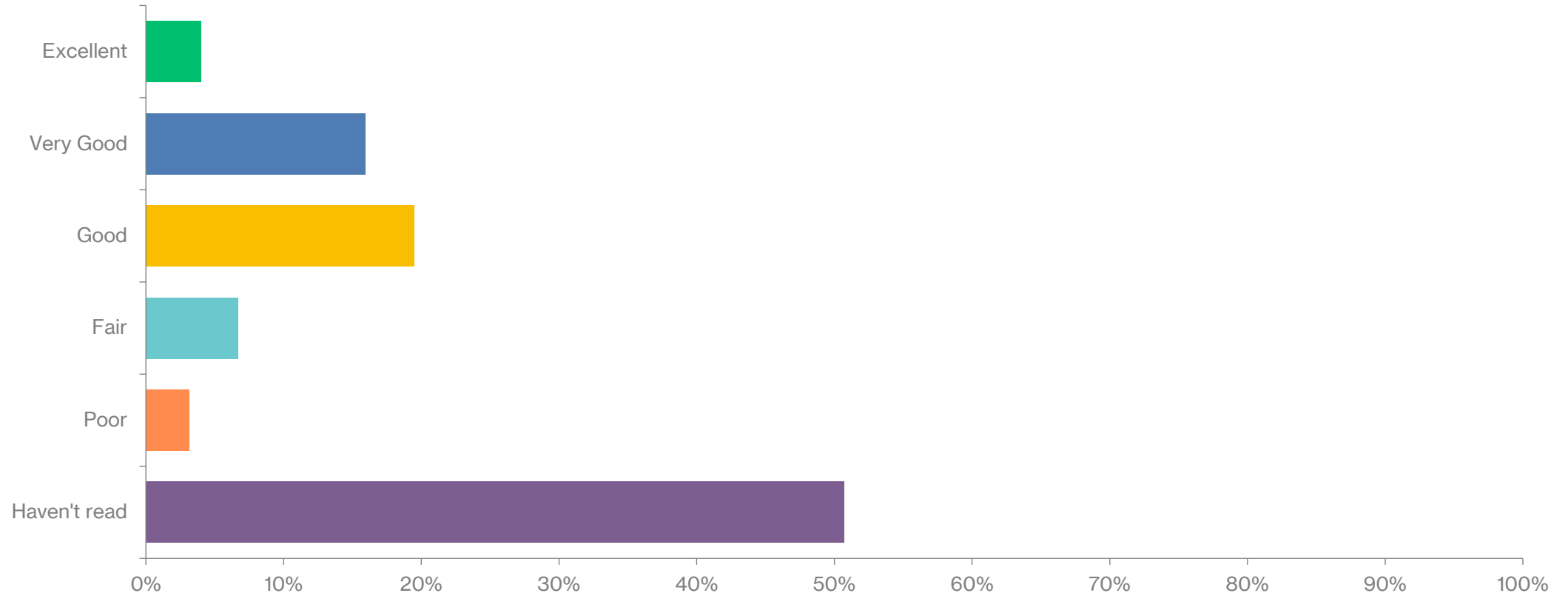
Q15: IN YOUR OPINION, OPA'S QUARTERLY NEWSLETTER IS:

ANSWERED: 481 SKIPPED: 3

ANSWER CHOICES	RESPONSES	
Excellent	8.52%	41
Very Good	34.51%	166
Good	38.88%	187
Fair	8.32%	40
Poor	0.21%	1
Haven't read	9.56%	46
TOTAL		481

Q16: IN YOUR OPINION, OPA COMMUNICATION ON SOCIALS (LINKEDIN, INSTAGRAM, ETC.) ARE:

ANSWERED: 477 SKIPPED: 7



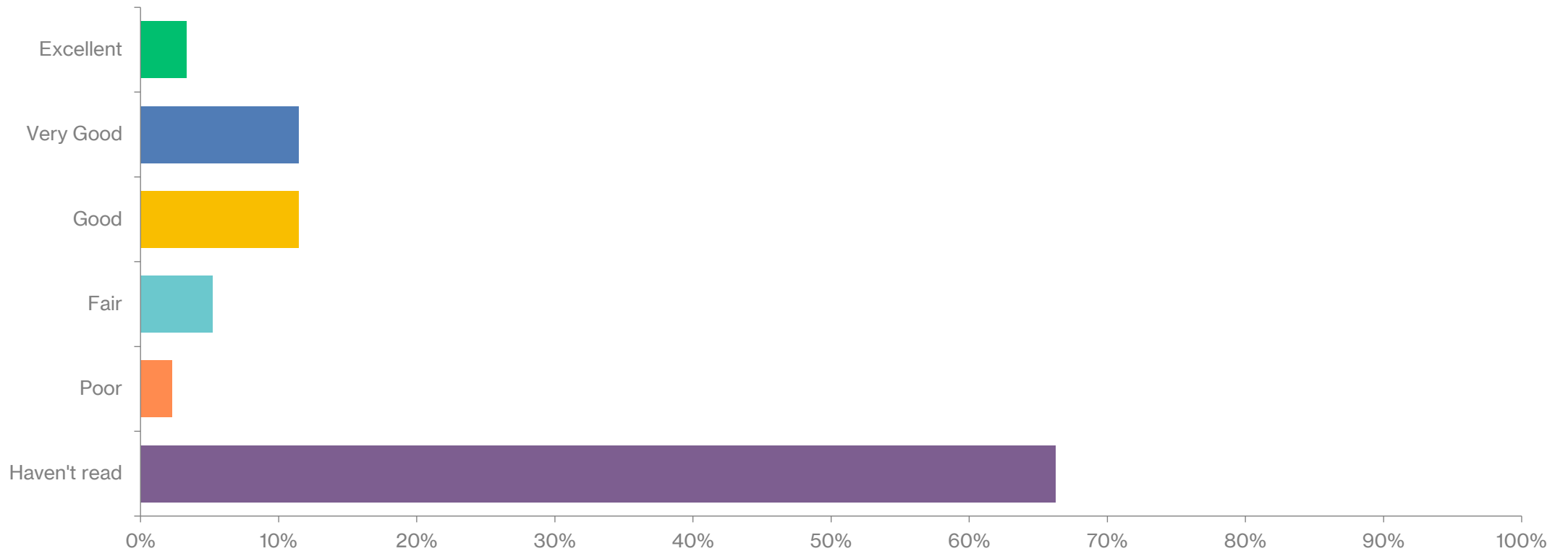
Q16: IN YOUR OPINION, OPA COMMUNICATION ON SOCIALS (LINKEDIN, INSTAGRAM, ETC.) ARE:

ANSWERED: 477 SKIPPED: 7

ANSWER CHOICES	RESPONSES	
Excellent	3.98%	19
Very Good	15.93%	76
Good	19.50%	93
Fair	6.71%	32
Poor	3.14%	15
Haven't read	50.73%	242
TOTAL		477

Q17: THE OPA BLOGS TARGET AND EDUCATE THE GENERAL PUBLIC TO HELP THEM BETTER UNDERSTAND THE ROLE AND HOW PSYCHOLOGISTS CAN HELP THEM IN DEALING WITH MENTAL HEALTH ISSUES, AS WELL AS DIFFERENTIATING THEM FROM OTHER MENTAL HEALTH PROFESSIONALS. IN YOUR OPINION, THESE BLOGS ARE:

ANSWERED: 480 SKIPPED: 4



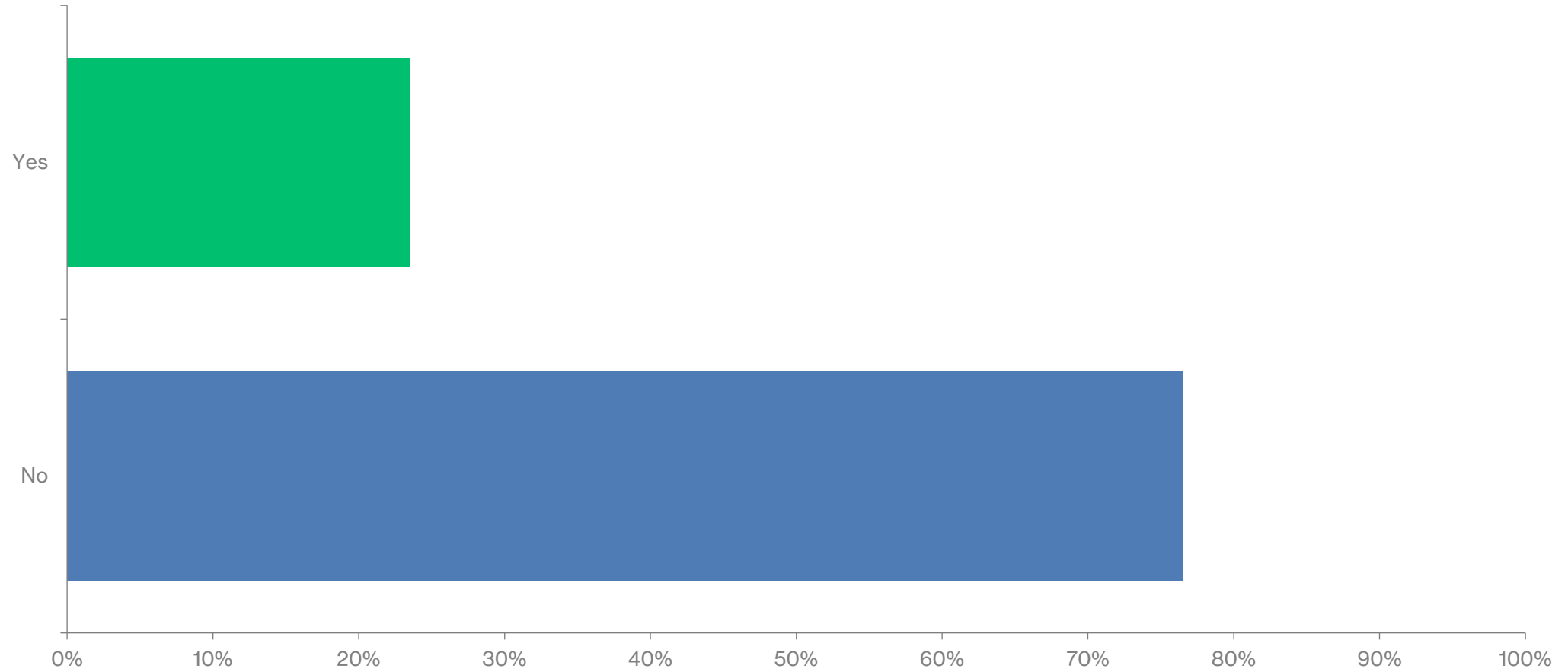
Q17: THE OPA BLOGS TARGET AND EDUCATE THE GENERAL PUBLIC TO HELP THEM BETTER UNDERSTAND THE ROLE AND HOW PSYCHOLOGISTS CAN HELP THEM IN DEALING WITH MENTAL HEALTH ISSUES, AS WELL AS DIFFERENTIATING THEM FROM OTHER MENTAL HEALTH PROFESSIONALS. IN YOUR OPINION, THESE BLOGS ARE:

ANSWERED: 480 SKIPPED: 4

ANSWER CHOICES	RESPONSES	
Excellent	3.33%	16
Very Good	11.46%	55
Good	11.46%	55
Fair	5.21%	25
Poor	2.29%	11
Haven't read	66.25%	318
TOTAL		480

Q18: HAVE YOU LISTENED TO THE OPA PODCASTS? ONPSYCH PODCAST

ANSWERED: 481 SKIPPED: 3



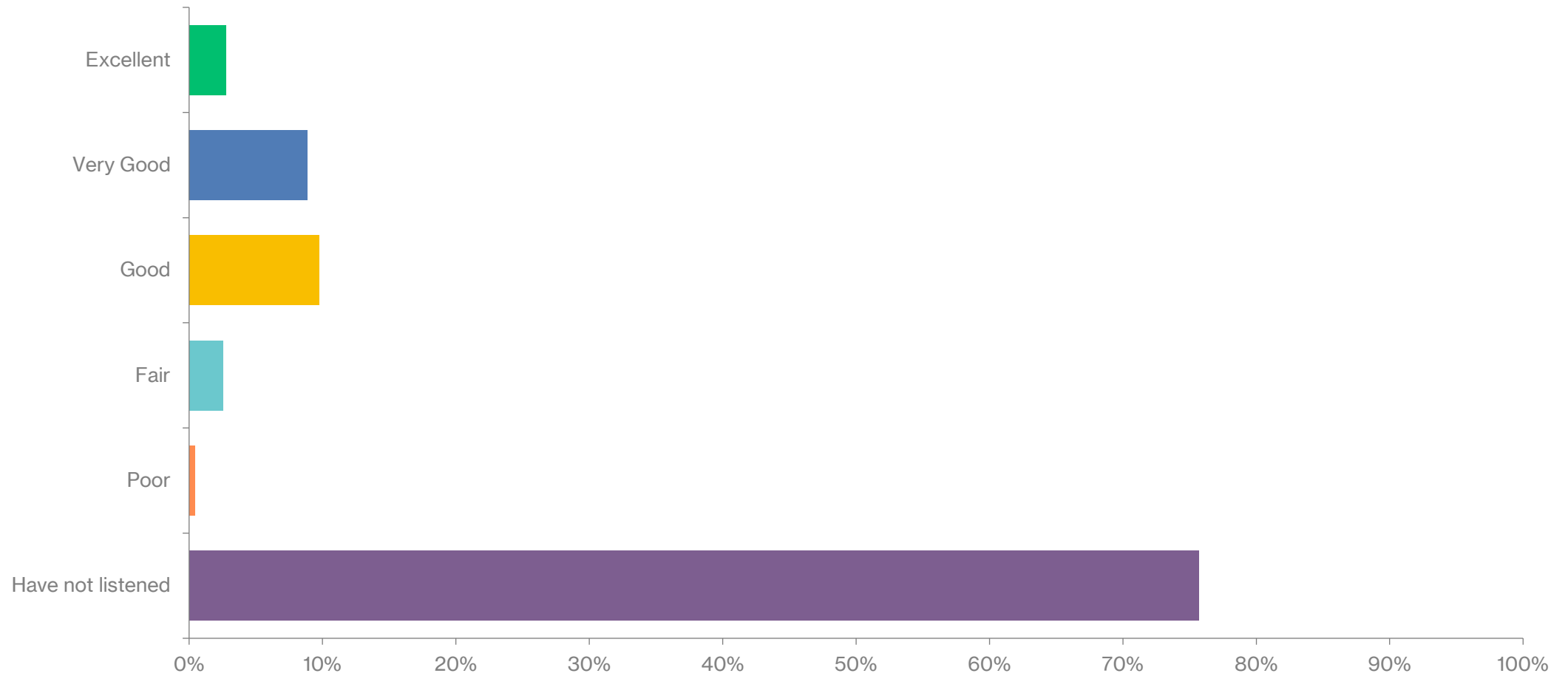
Q18: HAVE YOU LISTENED TO THE OPA PODCASTS? ONPSYCH PODCAST

ANSWERED: 481 SKIPPED: 3

ANSWER CHOICES	RESPONSES	
Yes	23.49%	113
No	76.51%	368
TOTAL		481

Q19: WHAT HAS YOUR EXPERIENCE OF THE OPA PODCASTS BEEN?

ANSWERED: 473 SKIPPED: 11



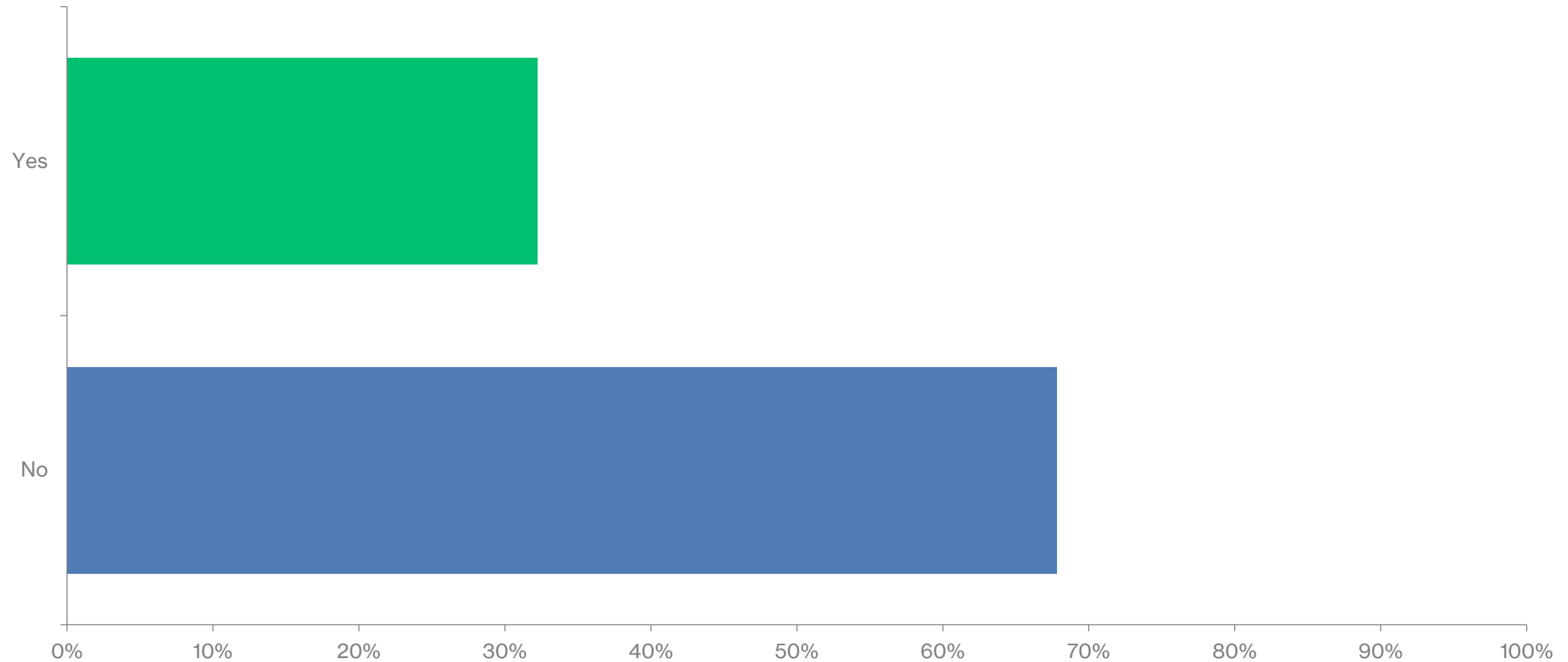
Q19: WHAT HAS YOUR EXPERIENCE OF THE OPA PODCASTS BEEN?

ANSWERED: 473 SKIPPED: 11

ANSWER CHOICES	RESPONSES	
Excellent	2.75%	13
Very Good	8.88%	42
Good	9.73%	46
Fair	2.54%	12
Poor	0.42%	2
Have not listened	75.69%	358
TOTAL		473

Q20: ARE YOU AWARE THAT OPA OFFERS MONTHLY PEER CONSULTATIONS GROUPS FOR MEMBERS?

ANSWERED: 478 SKIPPED: 6



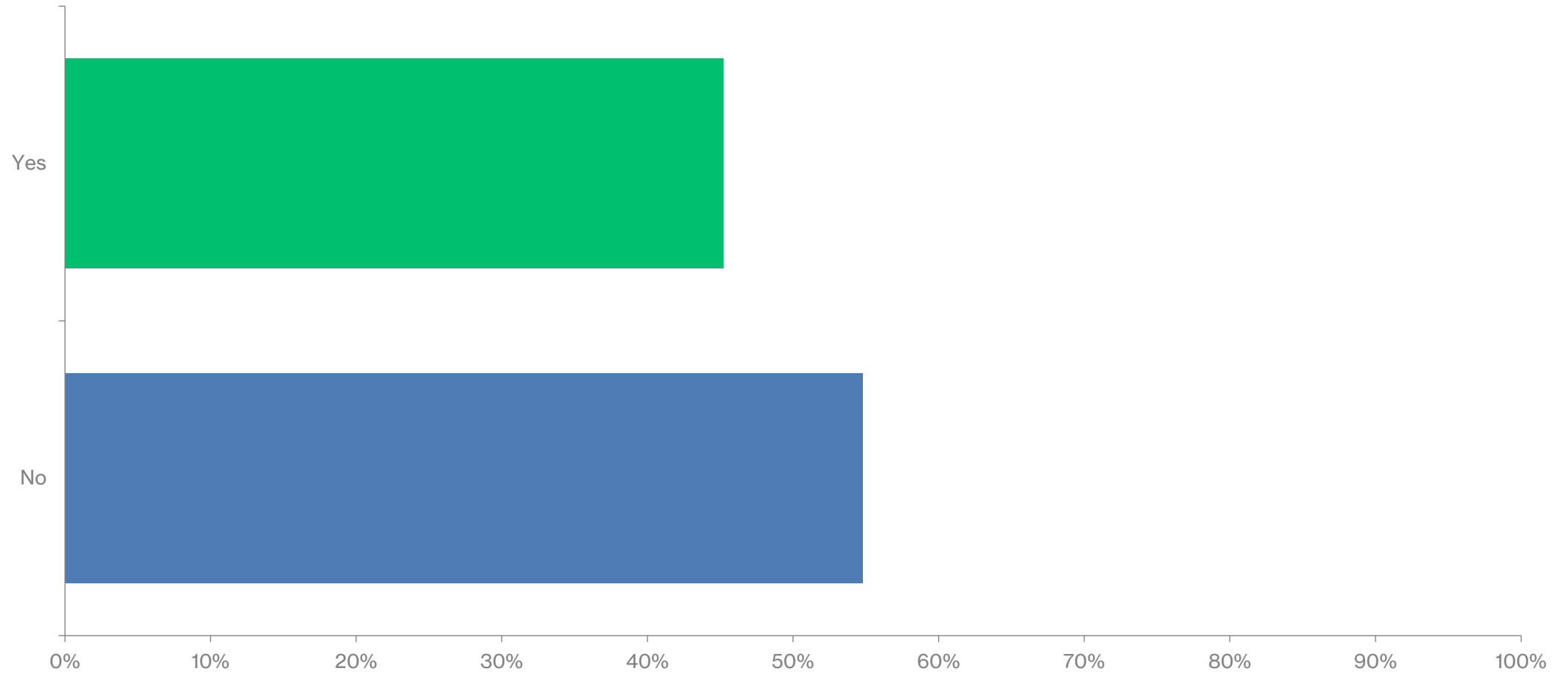
Q20: ARE YOU AWARE THAT OPA OFFERS MONTHLY PEER CONSULTATIONS GROUPS FOR MEMBERS?

ANSWERED: 478 SKIPPED: 6

ANSWER CHOICES	RESPONSES	
Yes	32.22%	154
No	67.78%	324
TOTAL		478

Q21: IF NO, ARE YOU INTERESTED IN JOINING A PEER CONSULTATION GROUP?

ANSWERED: 418 SKIPPED: 66



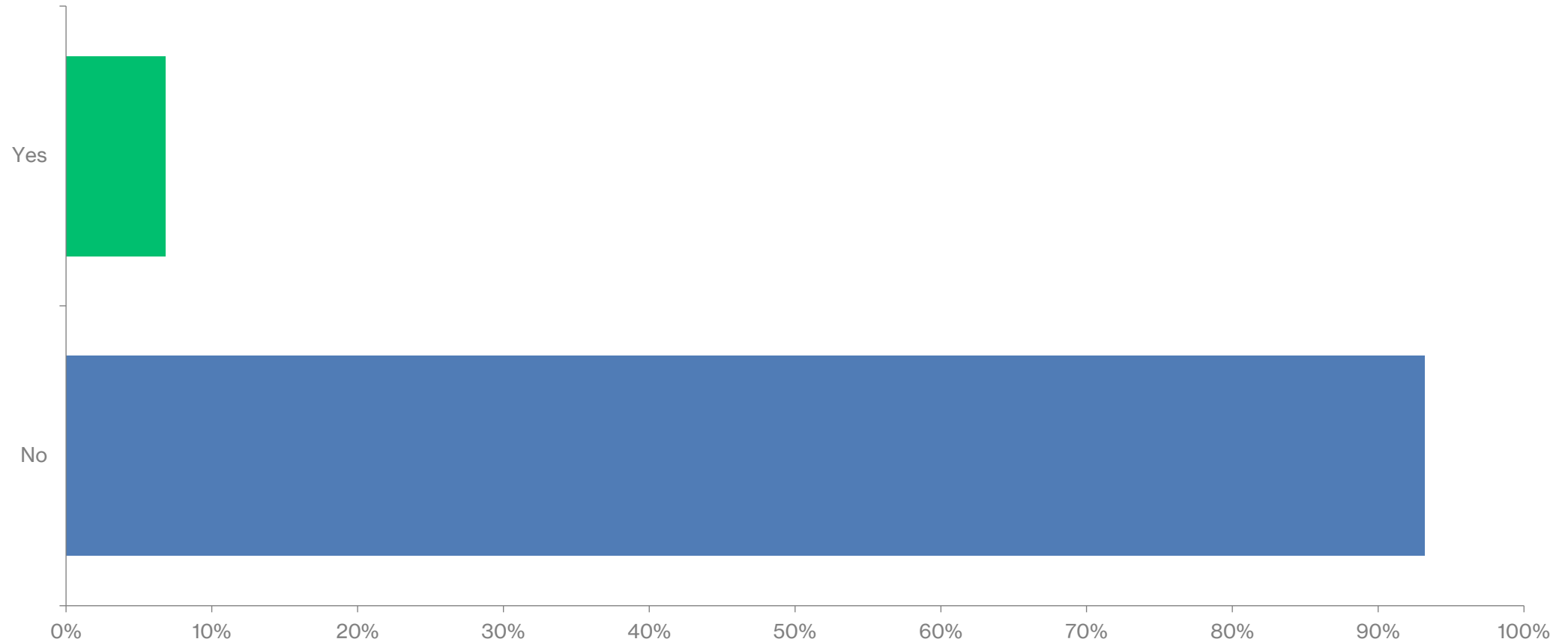
Q21: IF NO, ARE YOU INTERESTED IN JOINING A PEER CONSULTATION GROUP?

ANSWERED: 418 SKIPPED: 66

ANSWER CHOICES	RESPONSES	
Yes	45.22%	189
No	54.78%	229
TOTAL		418

Q22: ARE YOU INTERESTED IN BEING A PEER CONSULTATION LEAD? LEADS ORGANIZE MEETING TIMES AND FACILITATE GROUP DISCUSSIONS.

ANSWERED: 470 SKIPPED: 14



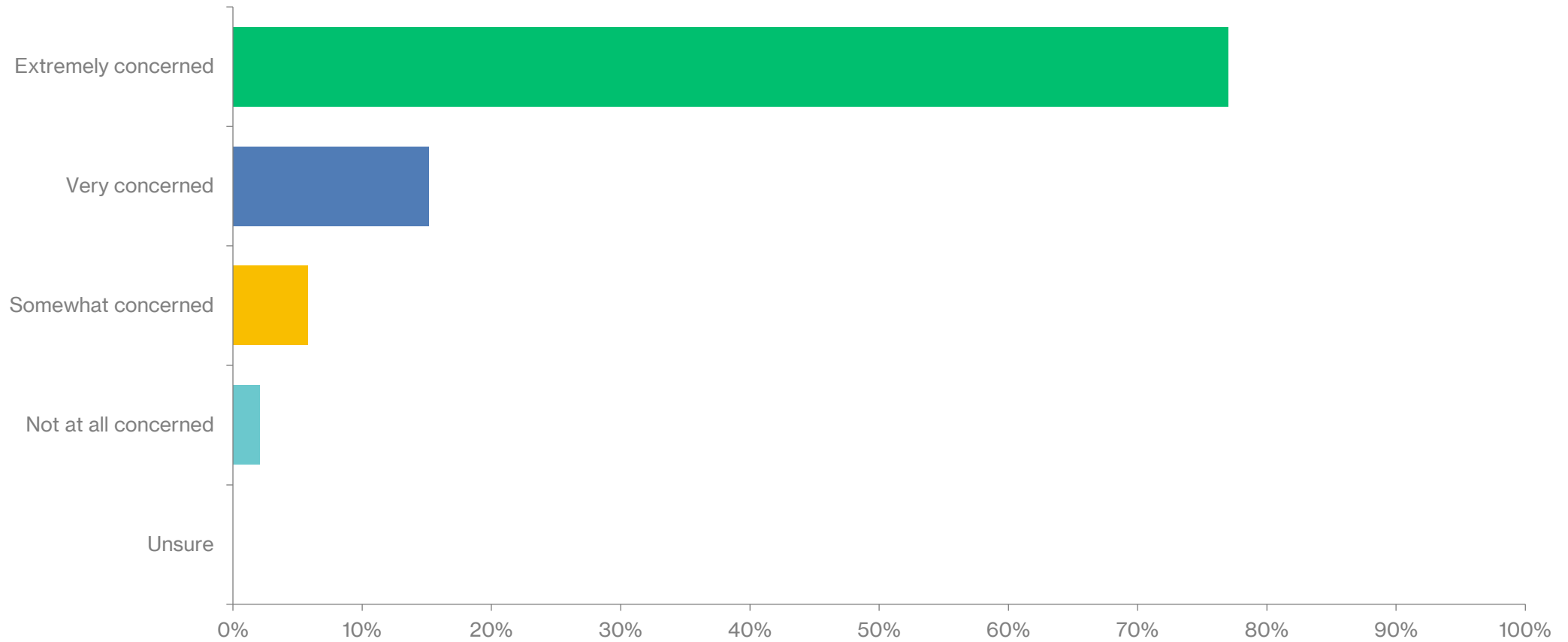
Q22: ARE YOU INTERESTED IN BEING A PEER CONSULTATION LEAD? LEADS ORGANIZE MEETING TIMES AND FACILITATE GROUP DISCUSSIONS.

ANSWERED: 470 SKIPPED: 14

ANSWER CHOICES	RESPONSES	
Yes	6.81%	32
No	93.19%	438
TOTAL		470

Q23: HOW CONCERNED ARE YOU BY THE CPBAO CHANGES TO TRAINING AND ACCREDITATION STANDARDS?

ANSWERED: 482 SKIPPED: 2



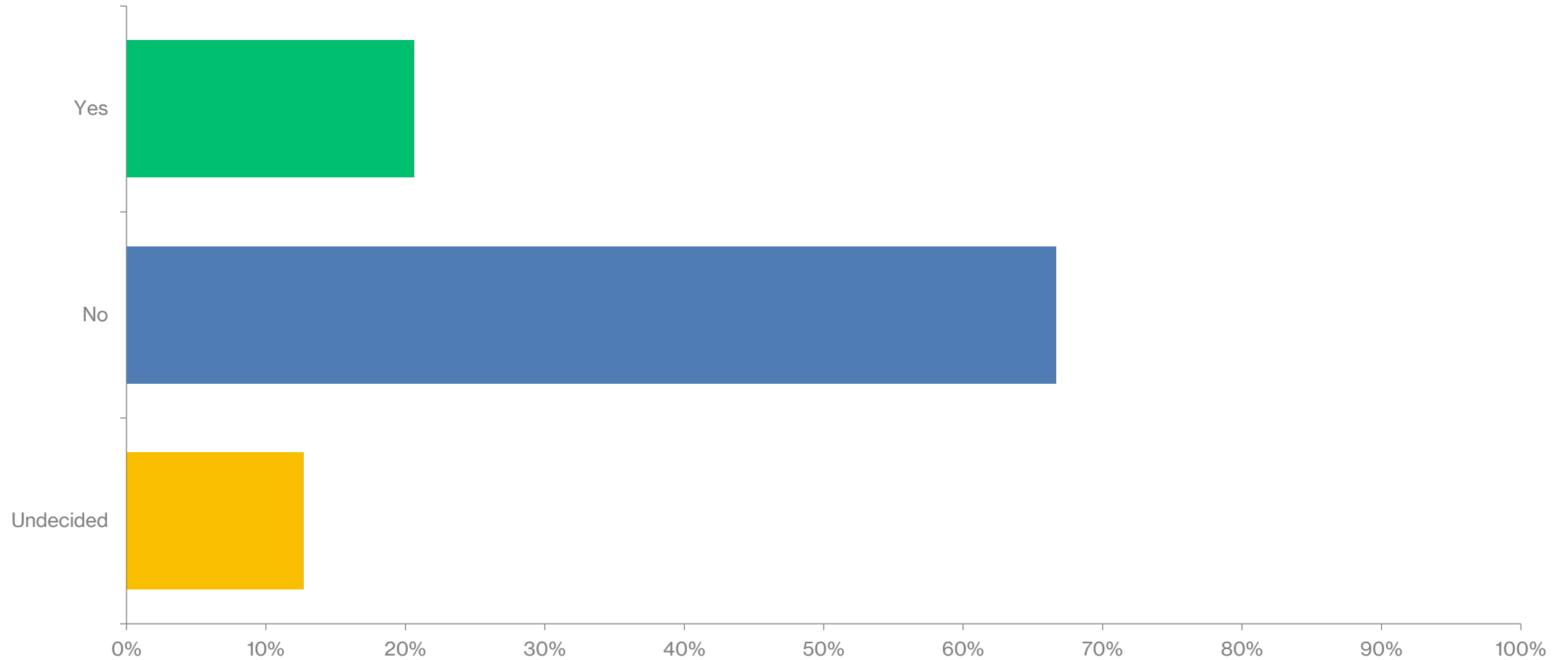
Q23: HOW CONCERNED ARE YOU BY THE CPBAO CHANGES TO TRAINING AND ACCREDITATION STANDARDS?

ANSWERED: 482 SKIPPED: 2

ANSWER CHOICES	RESPONSES	
Extremely concerned	76.97%	371
Very concerned	15.15%	73
Somewhat concerned	5.81%	28
Not at all concerned	2.07%	10
Unsure	0.00%	0
TOTAL		482

Q24: HAVE YOU CONSIDERED LEAVING THE PROFESSION DUE TO THESE CHANGES?

ANSWERED: 480 SKIPPED: 4



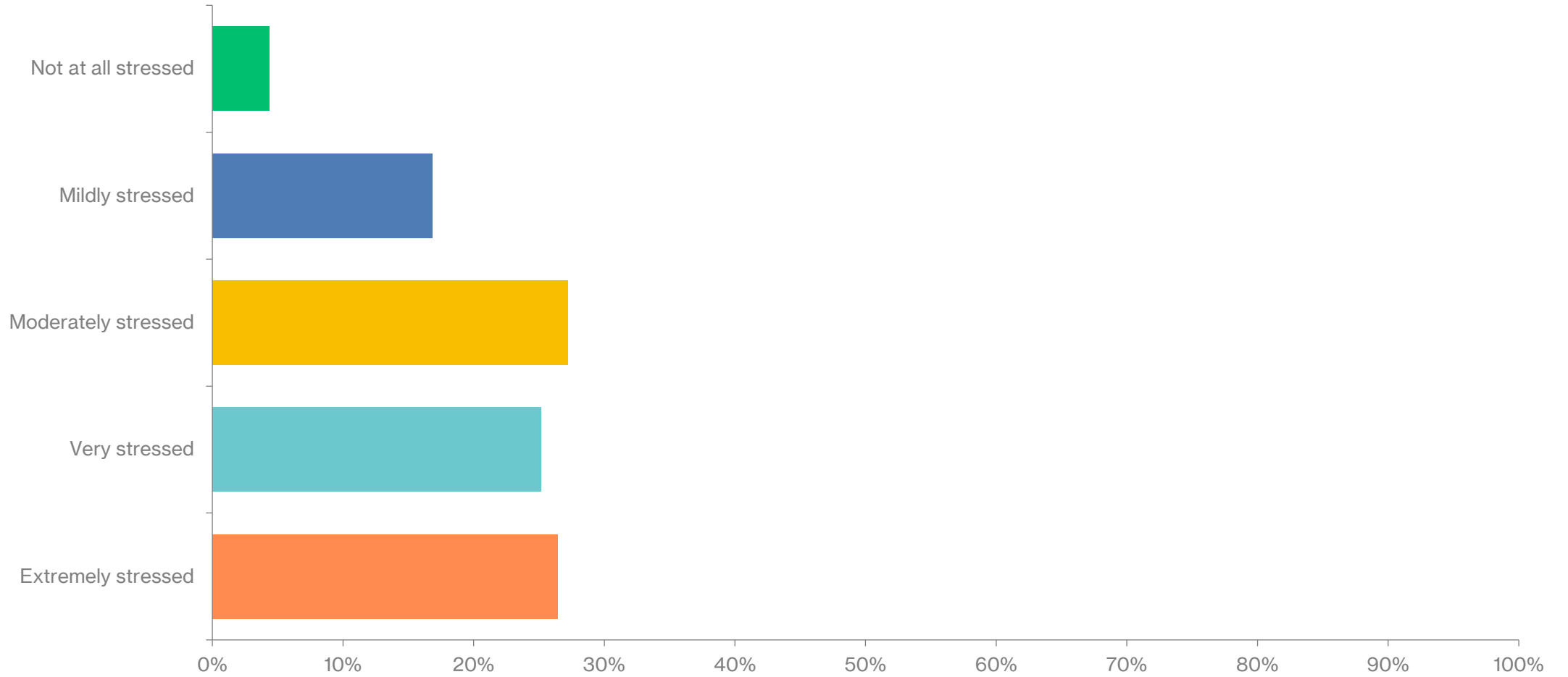
Q24: HAVE YOU CONSIDERED LEAVING THE PROFESSION DUE TO THESE CHANGES?

ANSWERED: 480 SKIPPED: 4

ANSWER CHOICES	RESPONSES	
Yes	20.62%	99
No	66.67%	320
Undecided	12.71%	61
TOTAL		480

Q25: HOW STRESSED HAVE YOU FELT ABOUT THE CPBAO CHANGES?

ANSWERED: 481 SKIPPED: 3



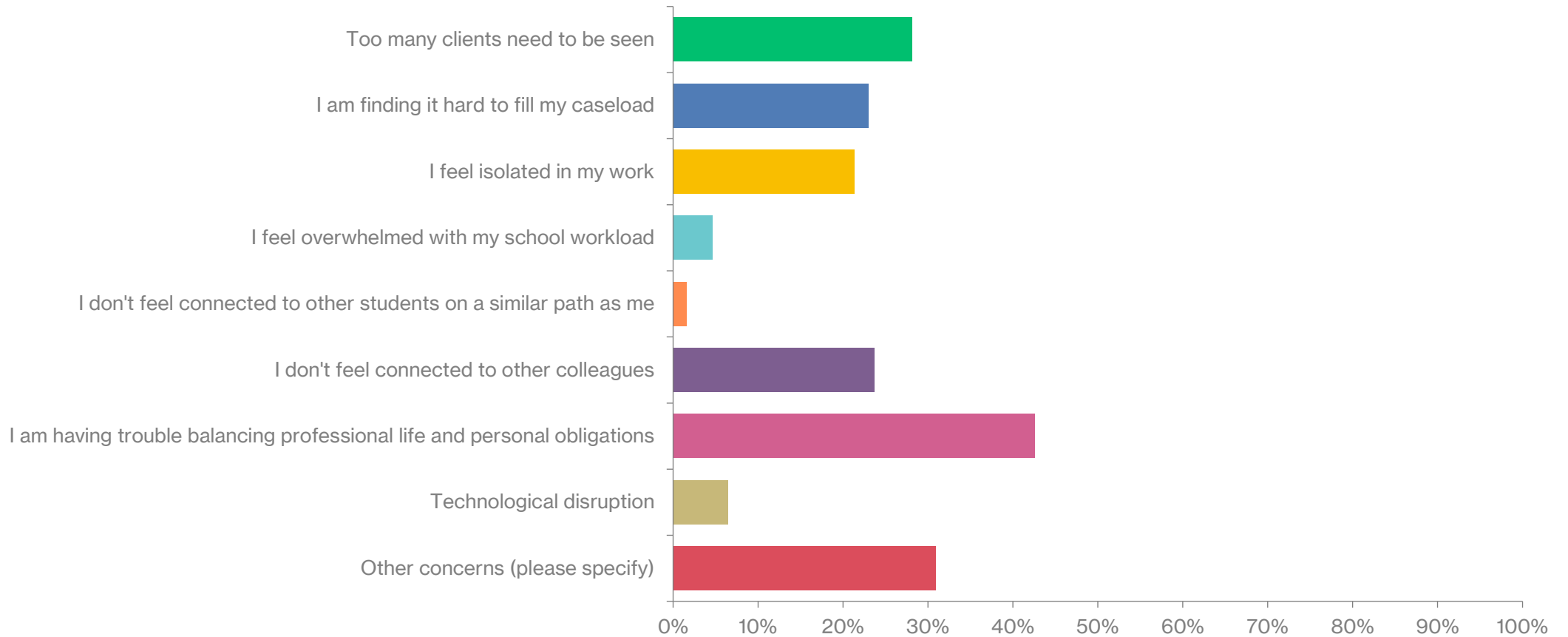
Q25: HOW STRESSED HAVE YOU FELT ABOUT THE CPBAO CHANGES?

ANSWERED: 481 SKIPPED: 3

ANSWER CHOICES	RESPONSES	
Not at all stressed	4.37%	21
Mildly stressed	16.84%	81
Moderately stressed	27.23%	131
Very stressed	25.16%	121
Extremely stressed	26.40%	127
TOTAL		481

Q26: WHICH OF THE FOLLOWING ARE CURRENT PRESSURES IN YOUR PRACTICE? (SELECT ALL THAT APPLY):

ANSWERED: 430 SKIPPED: 54



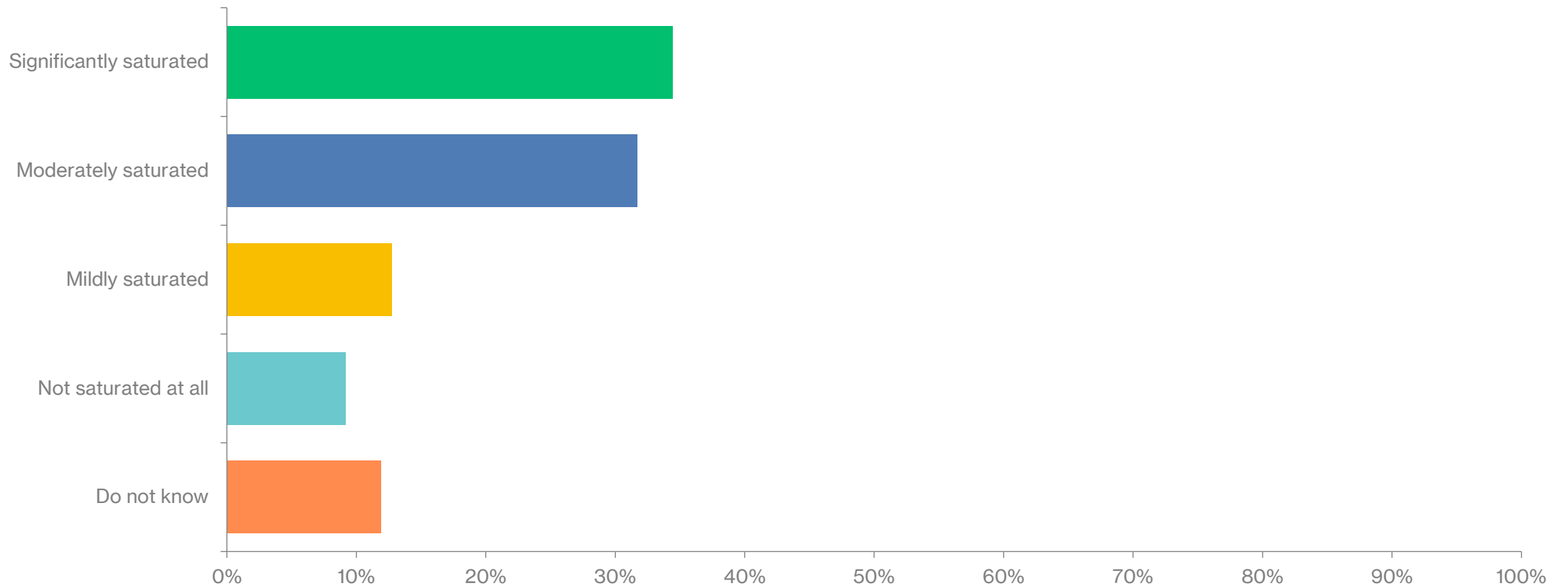
Q26: WHICH OF THE FOLLOWING ARE CURRENT PRESSURES IN YOUR PRACTICE? (SELECT ALL THAT APPLY):

ANSWERED: 430 SKIPPED: 54

ANSWER CHOICES	RESPONSES	
Too many clients need to be seen	28.14%	121
I am finding it hard to fill my caseload	23.02%	99
I feel isolated in my work	21.40%	92
I feel overwhelmed with my school workload	4.65%	20
I don't feel connected to other students on a similar path as me	1.63%	7
I don't feel connected to other colleagues	23.72%	102
I am having trouble balancing professional life and personal obligations	42.56%	183
Technological disruption	6.51%	28
Other concerns (please specify)	30.93%	133
TOTAL		785

Q27: TO WHAT EXTENT DO YOU PERCEIVE YOUR LOCAL MARKET (GEOGRAPHIC REGION) TO BE SATURATED WITH MENTAL HEALTH PROVIDERS?

ANSWERED: 479 SKIPPED: 5



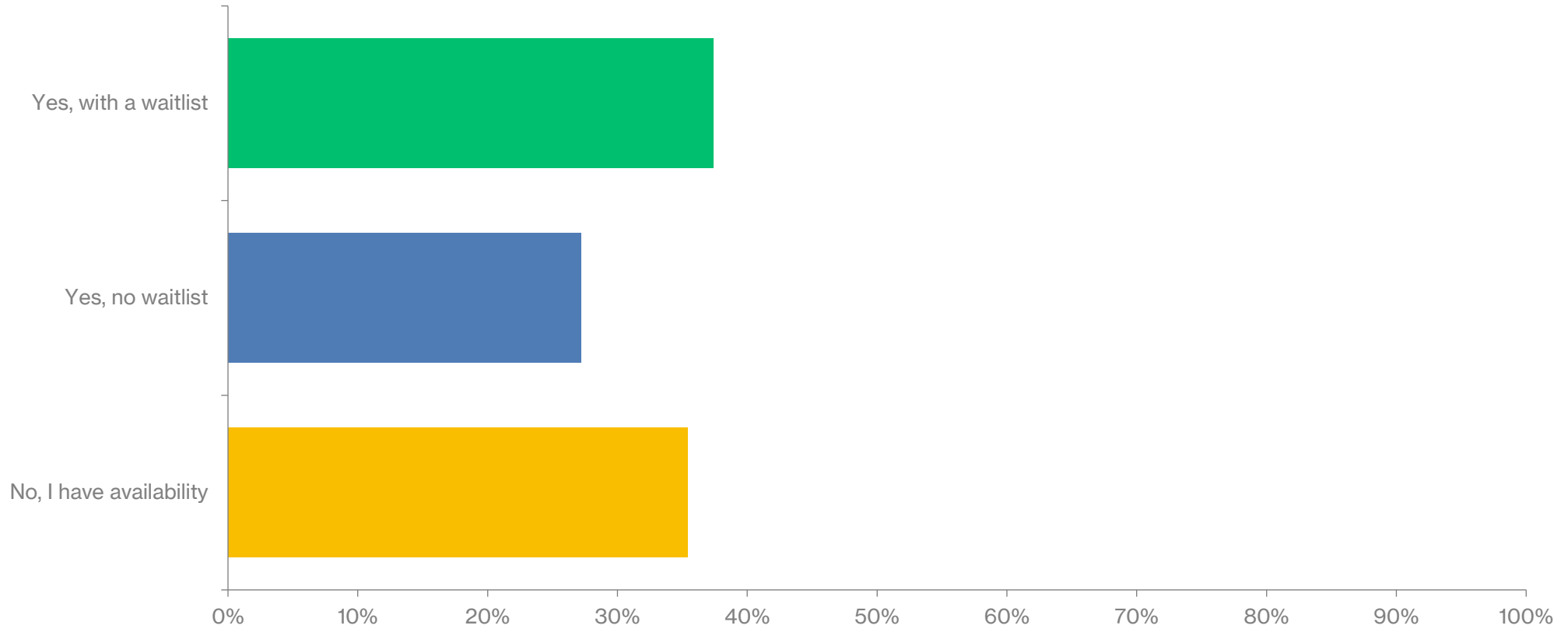
Q27: TO WHAT EXTENT DO YOU PERCEIVE YOUR LOCAL MARKET (GEOGRAPHIC REGION) TO BE SATURATED WITH MENTAL HEALTH PROVIDERS?

ANSWERED: 479 SKIPPED: 5

ANSWER CHOICES	RESPONSES	
Significantly saturated	34.45%	165
Moderately saturated	31.73%	152
Mildly saturated	12.73%	61
Not saturated at all	9.19%	44
Do not know	11.90%	57
TOTAL		479

Q29: WHAT BEST DESCRIBES YOUR CURRENT PRACTICE CAPACITY? IS YOUR PRACTICE (INDIVIDUAL CASELOAD) CURRENTLY OPERATING AT FULL CAPACITY?

ANSWERED: 463 SKIPPED: 21



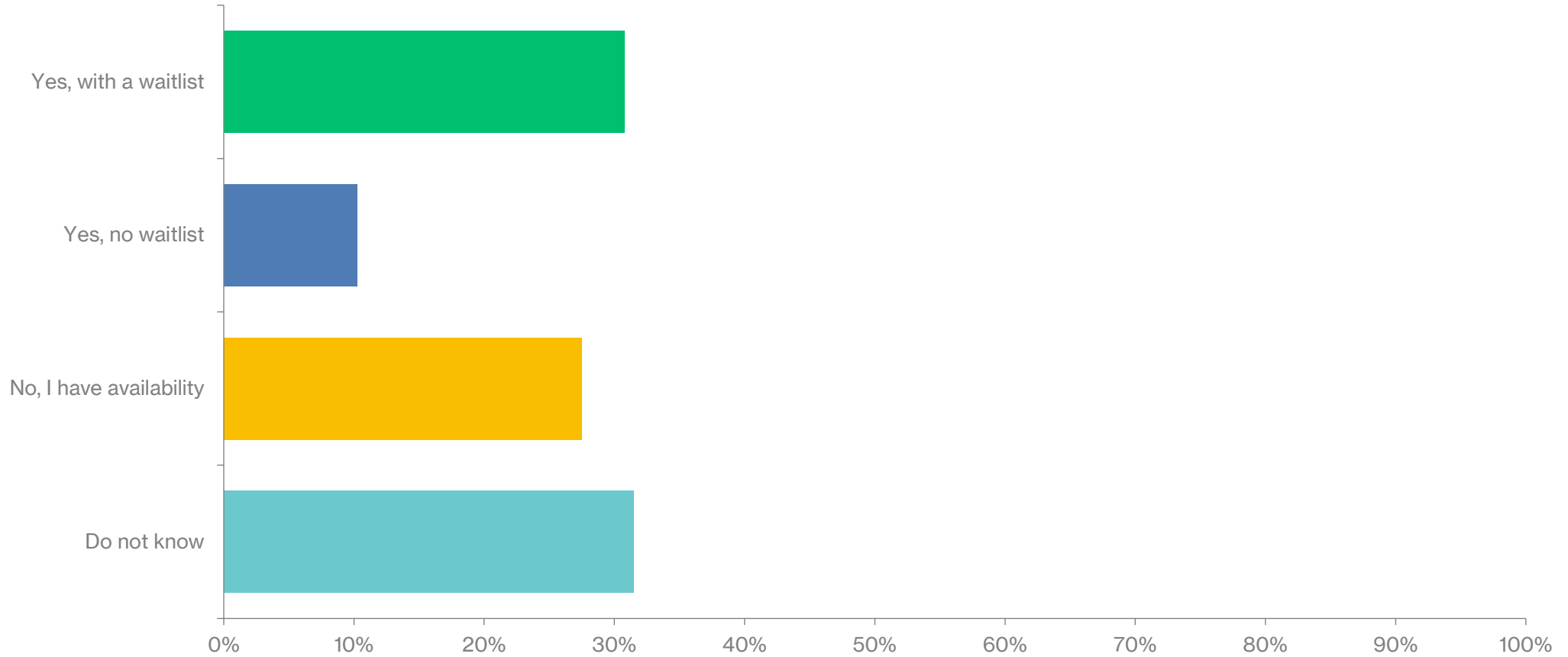
Q29: WHAT BEST DESCRIBES YOUR CURRENT PRACTICE CAPACITY? IS YOUR PRACTICE (INDIVIDUAL CASELOAD) CURRENTLY OPERATING AT FULL CAPACITY?

ANSWERED: 463 SKIPPED: 21

ANSWER CHOICES	RESPONSES	
Yes, with a waitlist	37.37%	173
Yes, no waitlist	27.21%	126
No, I have availability	35.42%	164
TOTAL		463

Q30: ARE OTHER CLINICIANS AT YOUR PRACTICE CURRENTLY OPERATING AT FULL CAPACITY?

ANSWERED: 429 SKIPPED: 55



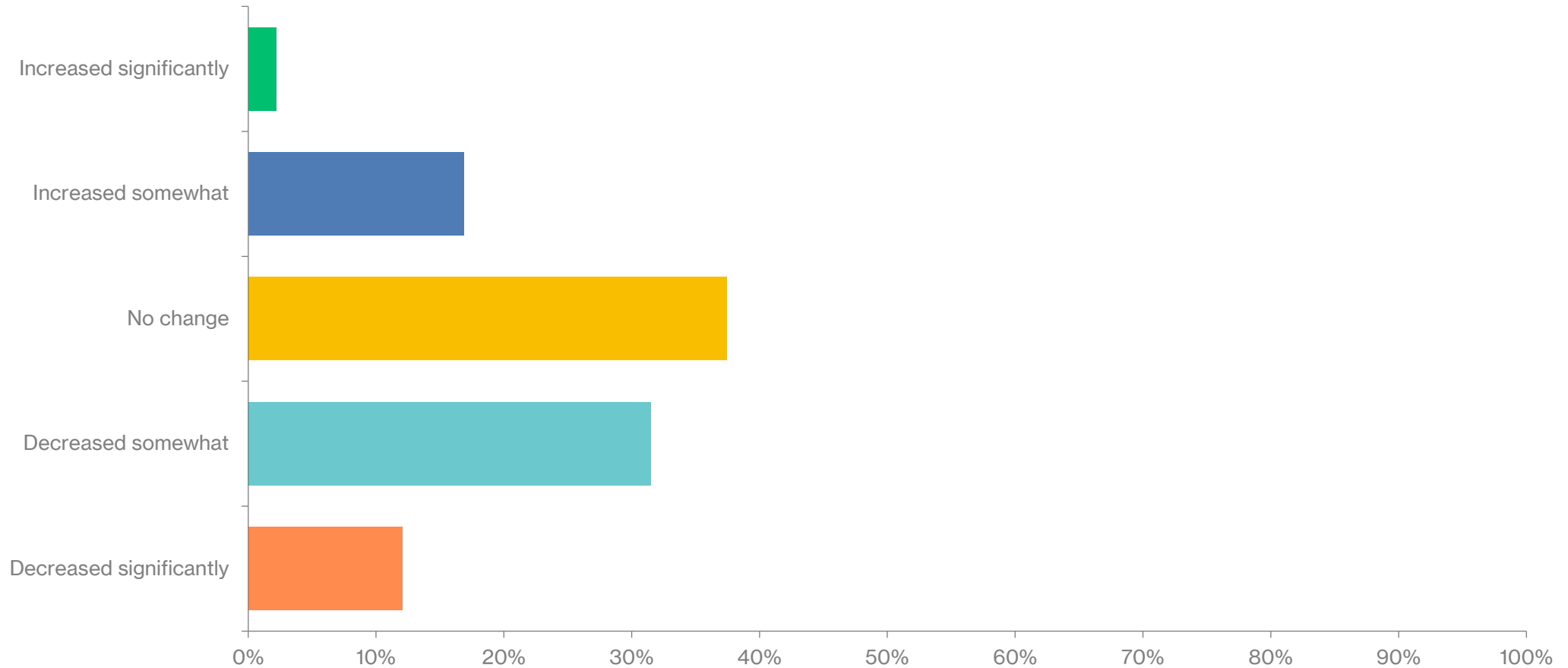
Q30: ARE OTHER CLINICIANS AT YOUR PRACTICE CURRENTLY OPERATING AT FULL CAPACITY?

ANSWERED: 429 SKIPPED: 55

ANSWER CHOICES	RESPONSES	
Yes, with a waitlist	30.77%	132
Yes, no waitlist	10.26%	44
No, I have availability	27.51%	118
Do not know	31.47%	135
TOTAL		429

Q31: COMPARED TO 12-24 MONTHS AGO, HOW HAS YOUR REFERRAL VOLUME CHANGED?

ANSWERED: 457 SKIPPED: 27



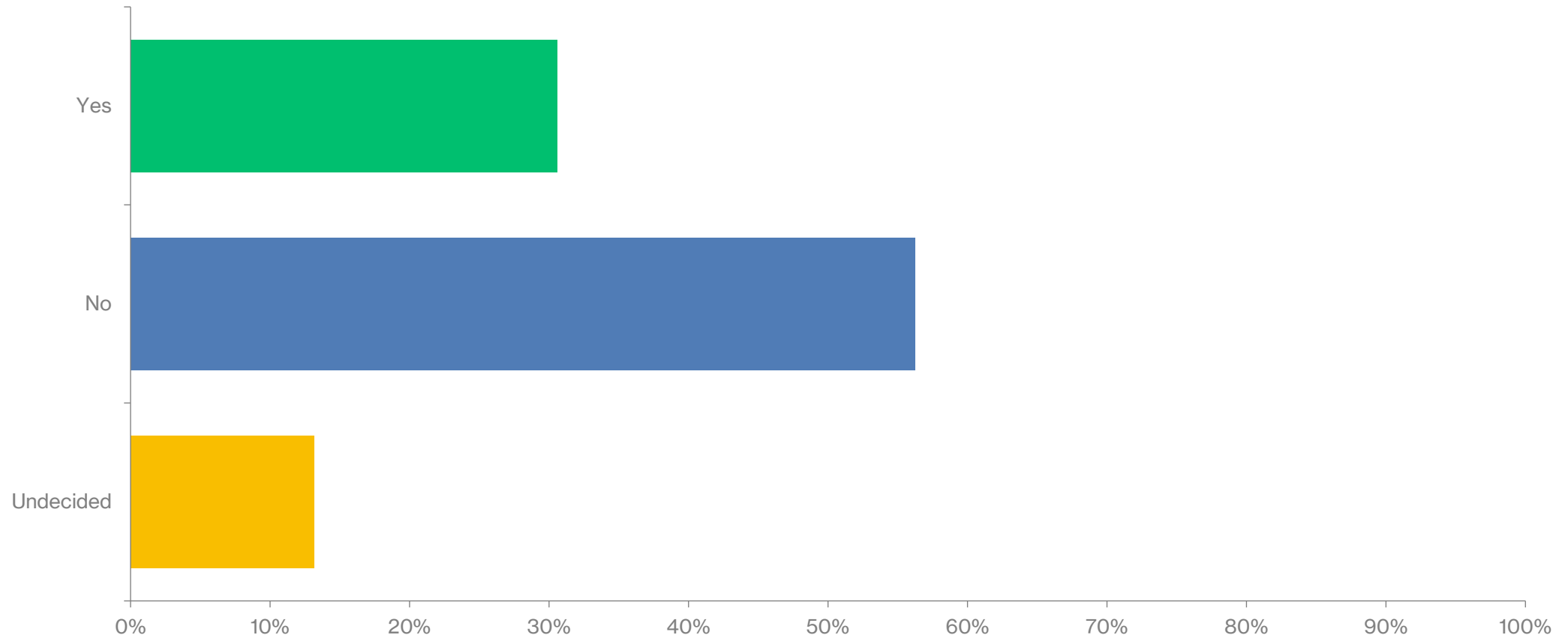
Q31: COMPARED TO 12-24 MONTHS AGO, HOW HAS YOUR REFERRAL VOLUME CHANGED?

ANSWERED: 457 SKIPPED: 27

ANSWER CHOICES	RESPONSES	
Increased significantly	2.19%	10
Increased somewhat	16.85%	77
No change	37.42%	171
Decreased somewhat	31.51%	144
Decreased significantly	12.04%	55
TOTAL		457

Q32: HAVE YOU CONSIDERED REDUCING HOURS, CHANGING ROLES, OR LEAVING THE PROFESSION DUE TO THESE PRESSURES?

ANSWERED: 464 SKIPPED: 20



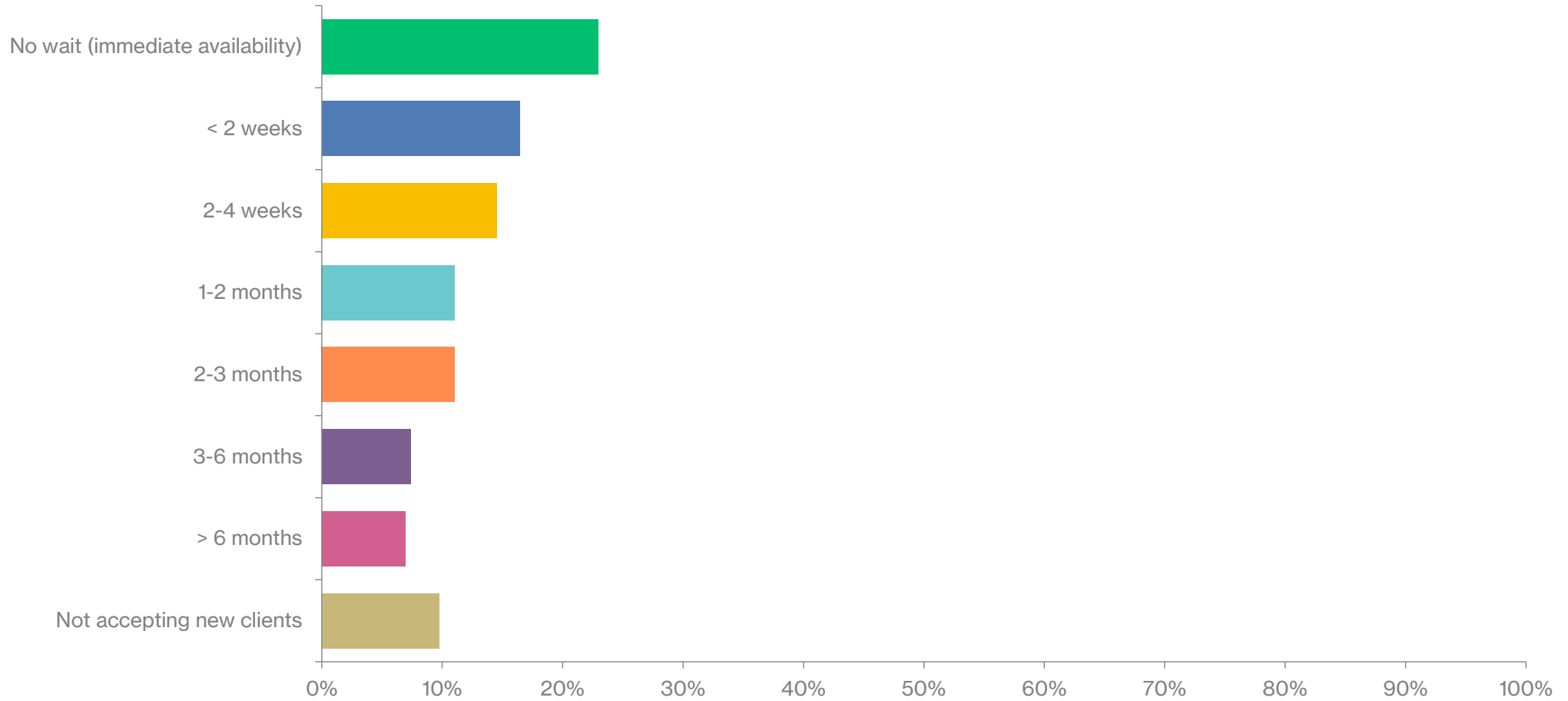
Q32: HAVE YOU CONSIDERED REDUCING HOURS, CHANGING ROLES, OR LEAVING THE PROFESSION DUE TO THESE PRESSURES?

ANSWERED: 464 SKIPPED: 20

ANSWER CHOICES	RESPONSES	
Yes	30.60%	142
No	56.25%	261
Undecided	13.15%	61
TOTAL		464

Q33: WHAT IS YOUR CURRENT WAIT TIME FOR NEW CLIENTS?

ANSWERED: 462 SKIPPED: 22



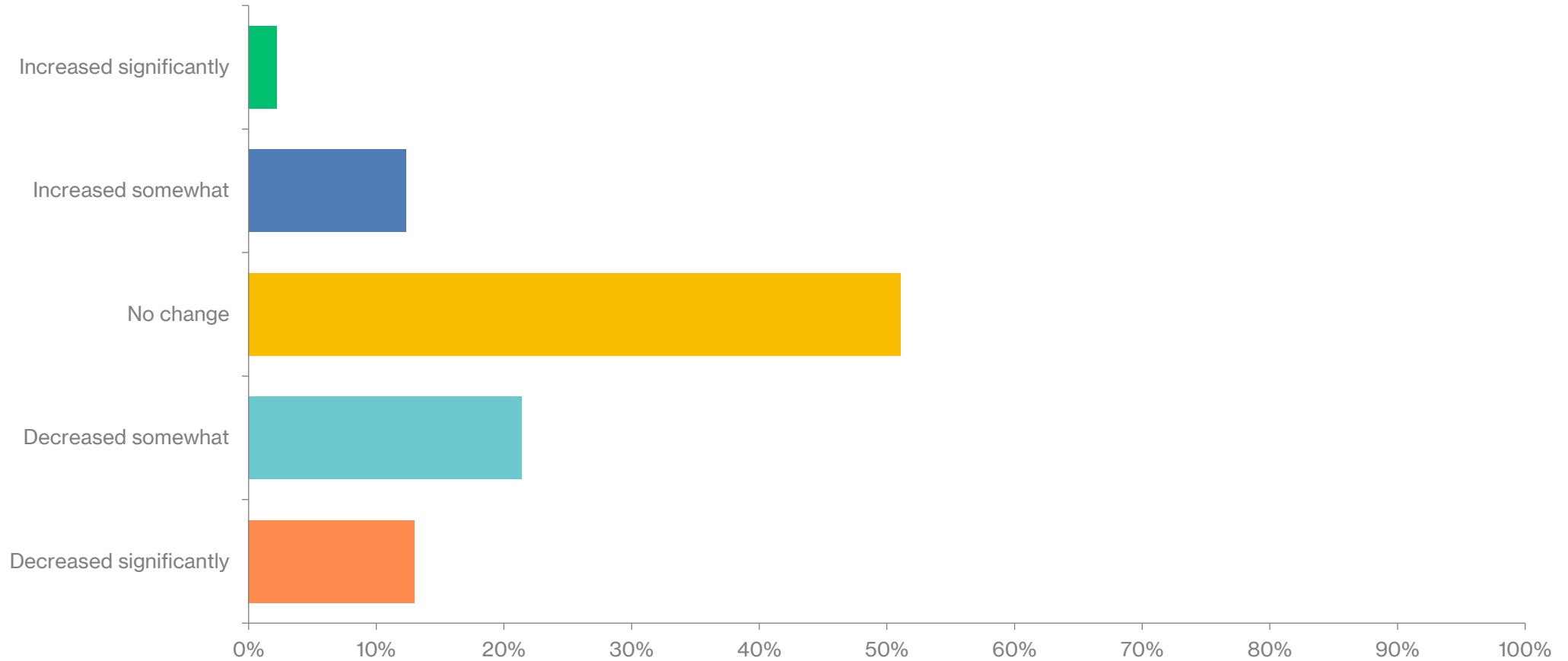
Q33: WHAT IS YOUR CURRENT WAIT TIME FOR NEW CLIENTS?

ANSWERED: 462 SKIPPED: 22

ANSWER CHOICES	RESPONSES	
No wait (immediate availability)	22.94%	106
< 2 weeks	16.45%	76
2-4 weeks	14.50%	67
1-2 months	11.04%	51
2-3 months	11.04%	51
3-6 months	7.36%	34
> 6 months	6.93%	32
Not accepting new clients	9.74%	45
TOTAL		462

Q34: COMPARED TO 12-24 MONTHS AGO, HOW HAVE YOUR WAIT TIMES CHANGED?

ANSWERED: 454 SKIPPED: 30



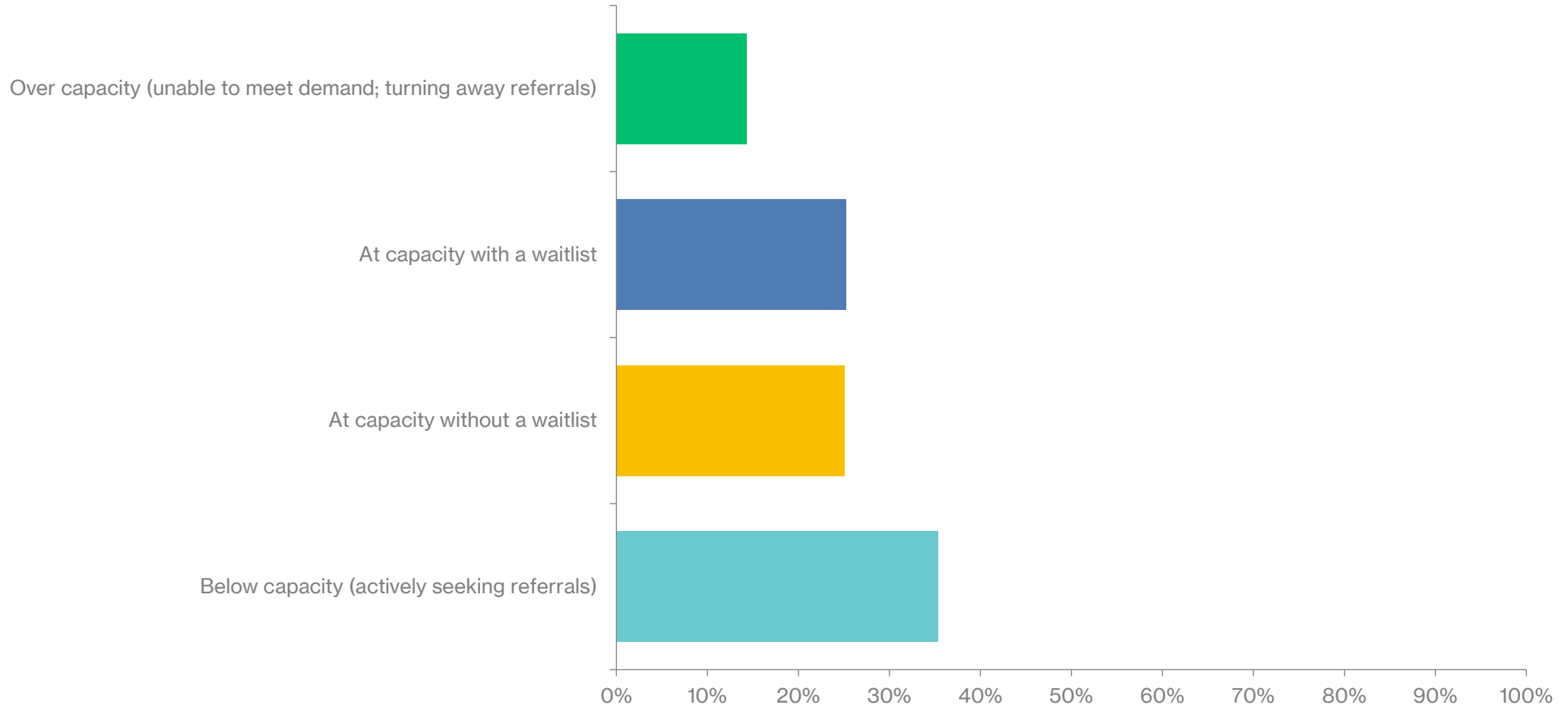
Q34: COMPARED TO 12-24 MONTHS AGO, HOW HAVE YOUR WAIT TIMES CHANGED?

ANSWERED: 454 SKIPPED: 30

ANSWER CHOICES	RESPONSES	
Increased significantly	2.20%	10
Increased somewhat	12.33%	56
No change	51.10%	232
Decreased somewhat	21.37%	97
Decreased significantly	13.00%	59
TOTAL		454

Q35: WHAT BEST DESCRIBES YOUR CURRENT PRACTICE CAPACITY?

ANSWERED: 455 SKIPPED: 29



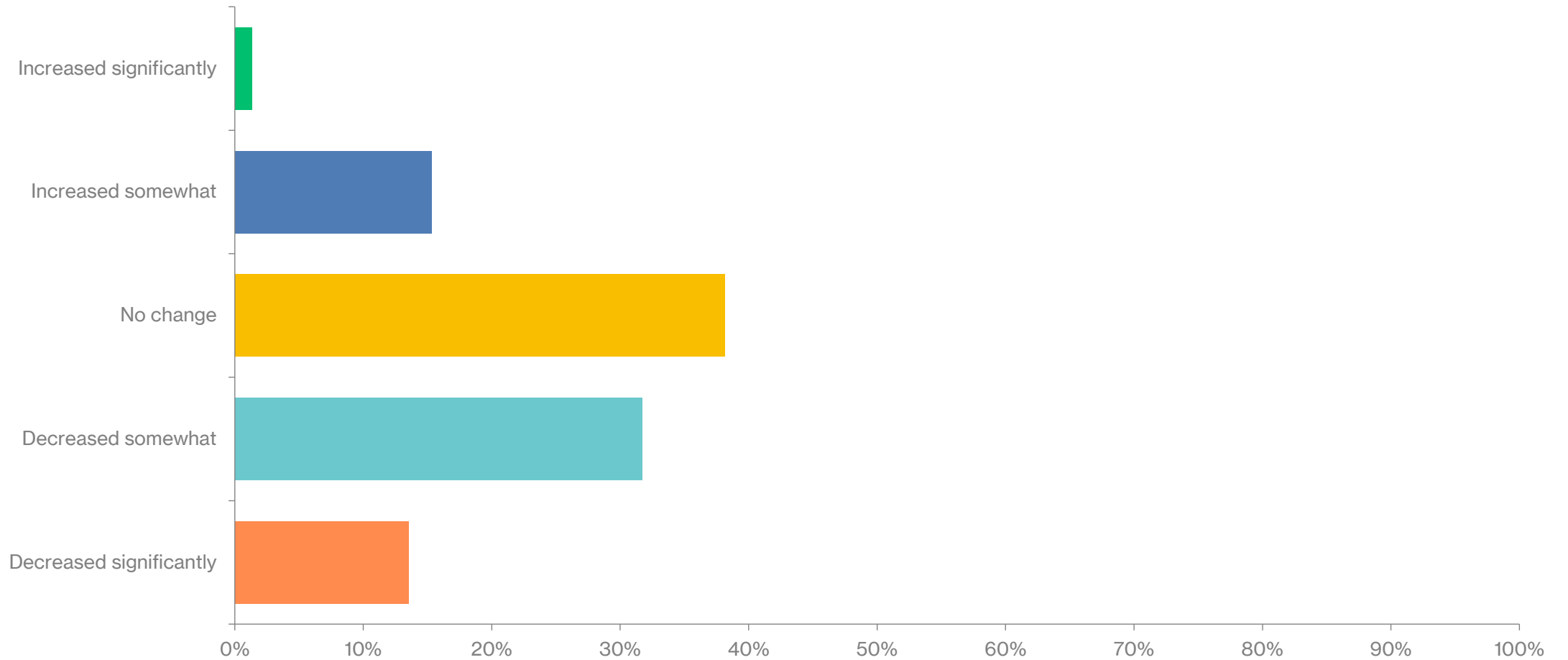
Q35: WHAT BEST DESCRIBES YOUR CURRENT PRACTICE CAPACITY?

ANSWERED: 455 SKIPPED: 29

ANSWER CHOICES	RESPONSES	
Over capacity (unable to meet demand; turning away referrals)	14.29%	65
At capacity with a waitlist	25.27%	115
At capacity without a waitlist	25.05%	114
Below capacity (actively seeking referrals)	35.38%	161
TOTAL		455

Q36: COMPARED TO 12-24 MONTHS AGO, HOW HAS YOUR REFERRAL VOLUME CHANGED?

ANSWERED: 451 SKIPPED: 33



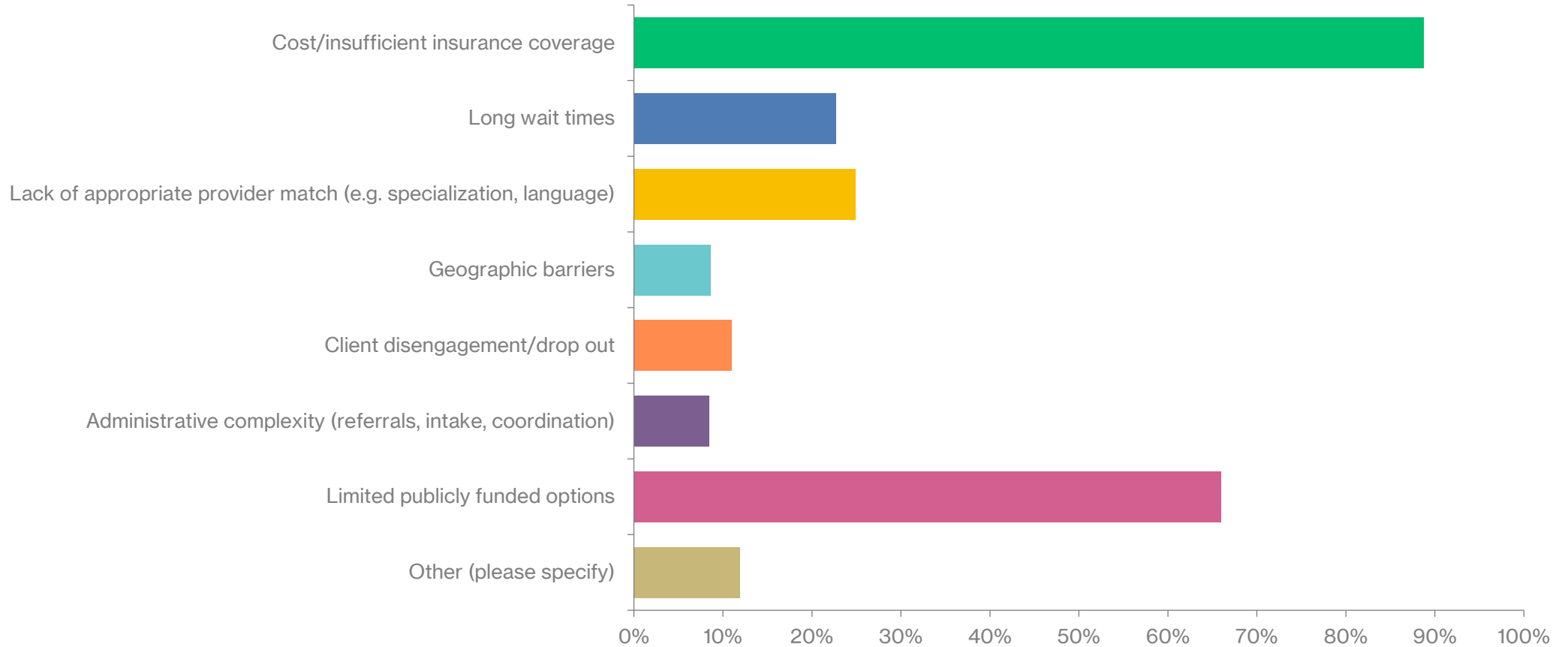
Q36: COMPARED TO 12-24 MONTHS AGO, HOW HAS YOUR REFERRAL VOLUME CHANGED?

ANSWERED: 451 SKIPPED: 33

ANSWER CHOICES	RESPONSES	
Increased significantly	1.33%	6
Increased somewhat	15.30%	69
No change	38.14%	172
Decreased somewhat	31.71%	143
Decreased significantly	13.53%	61
TOTAL		451

Q37: IN YOUR EXPERIENCE, WHAT ARE THE PRIMARY BARRIERS PREVENTING CLIENTS FROM ACCESSING OR CONTINUING CARE? (SELECT UP TO 3).

ANSWERED: 462 SKIPPED: 22



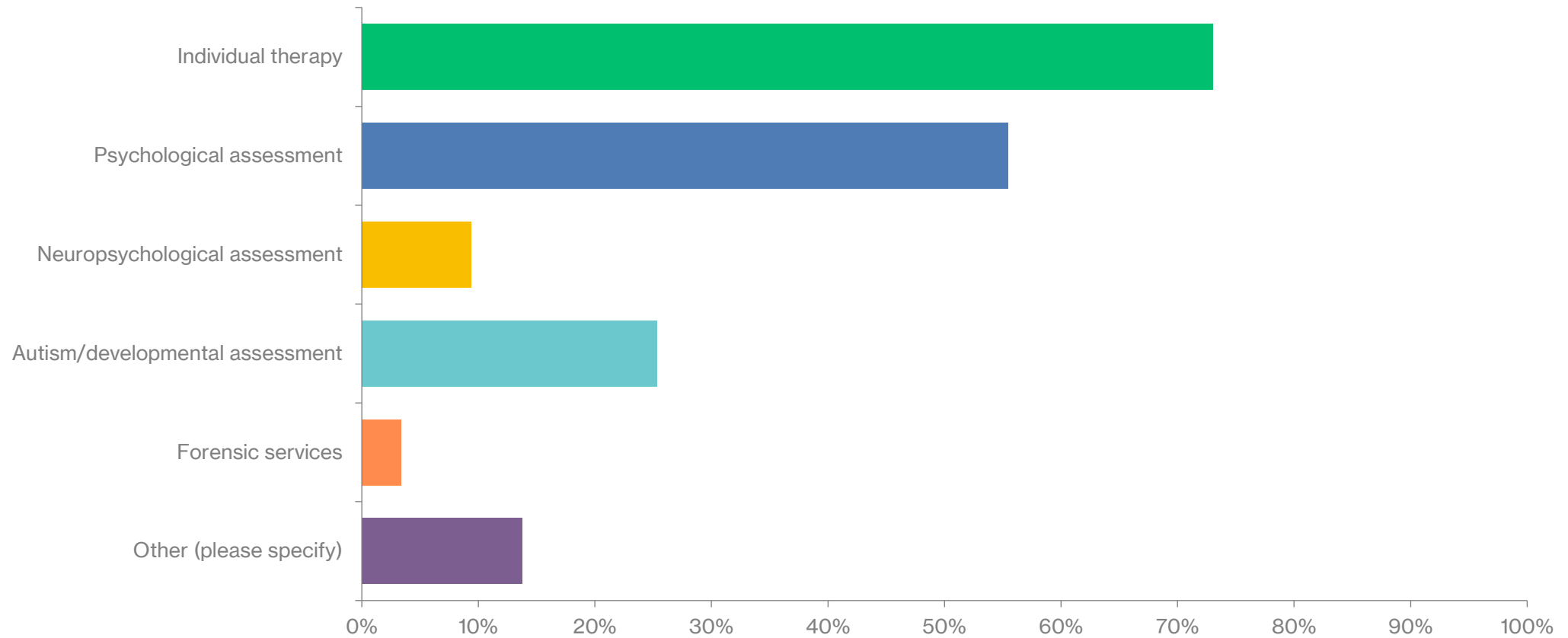
Q37: IN YOUR EXPERIENCE, WHAT ARE THE PRIMARY BARRIERS PREVENTING CLIENTS FROM ACCESSING OR CONTINUING CARE? (SELECT UP TO 3).

ANSWERED: 462 SKIPPED: 22

ANSWER CHOICES	RESPONSES	
Cost/insufficient insurance coverage	88.74%	410
Long wait times	22.73%	105
Lack of appropriate provider match (e.g. specialization, language)	24.89%	115
Geographic barriers	8.66%	40
Client disengagement/drop out	11.04%	51
Administrative complexity (referrals, intake, coordination)	8.44%	39
Limited publicly funded options	66.02%	305
Other (please specify)	11.90%	55
TOTAL		1120

Q38: OF THE CLIENTS CURRENTLY ON YOUR WAITLIST, WHAT TYPES OF SERVICES ARE THEY PRIMARILY SEEKING? (SELECT ALL THAT APPLY).

ANSWERED: 415 SKIPPED: 69



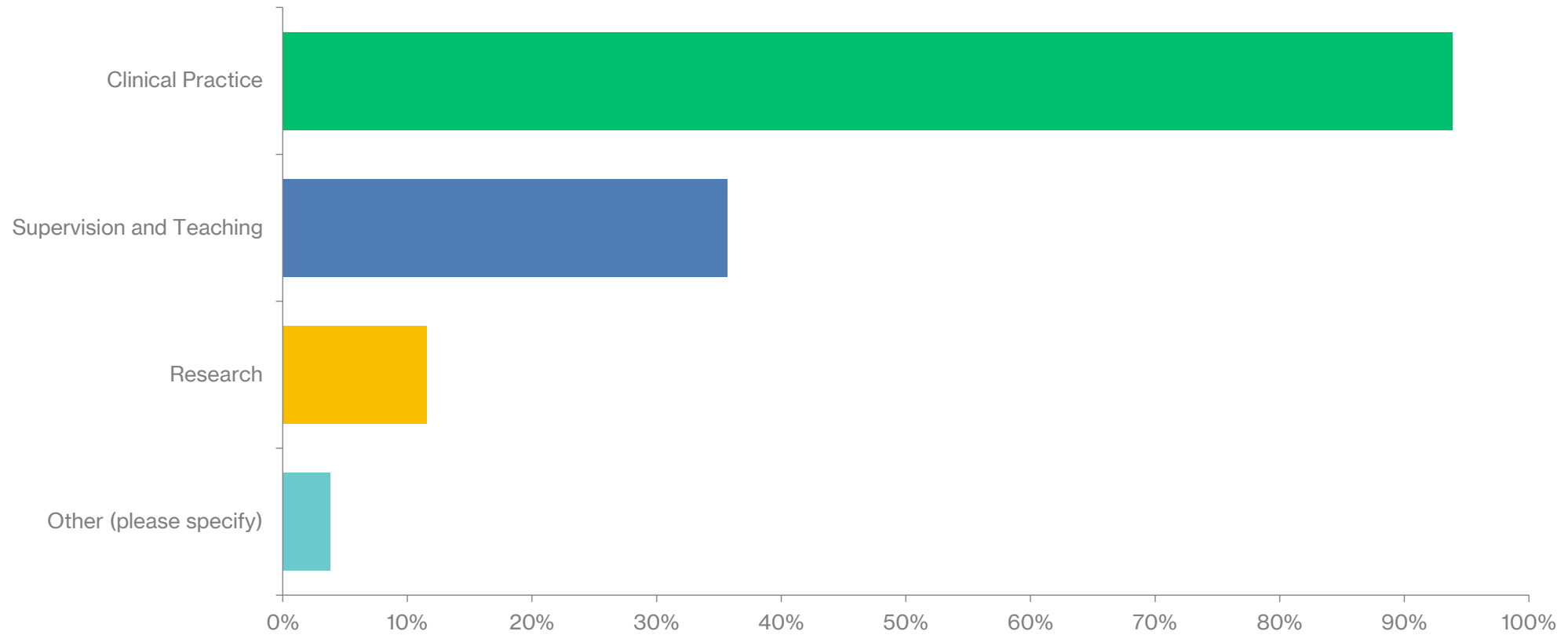
Q38: OF THE CLIENTS CURRENTLY ON YOUR WAITLIST, WHAT TYPES OF SERVICES ARE THEY PRIMARILY SEEKING? (SELECT ALL THAT APPLY).

ANSWERED: 415 SKIPPED: 69

ANSWER CHOICES	RESPONSES	
Individual therapy	73.01%	303
Psychological assessment	55.42%	230
Neuropsychological assessment	9.40%	39
Autism/developmental assessment	25.30%	105
Forensic services	3.37%	14
Other (please specify)	13.73%	57
TOTAL		748

Q39: IN WHAT SETTING OR SITUATIONS DO QUESTIONS ABOUT TECHNOLOGY COME UP FOR YOU (PLEASE CHECK ALL THAT APPLY)?:

ANSWERED: 423 SKIPPED: 61



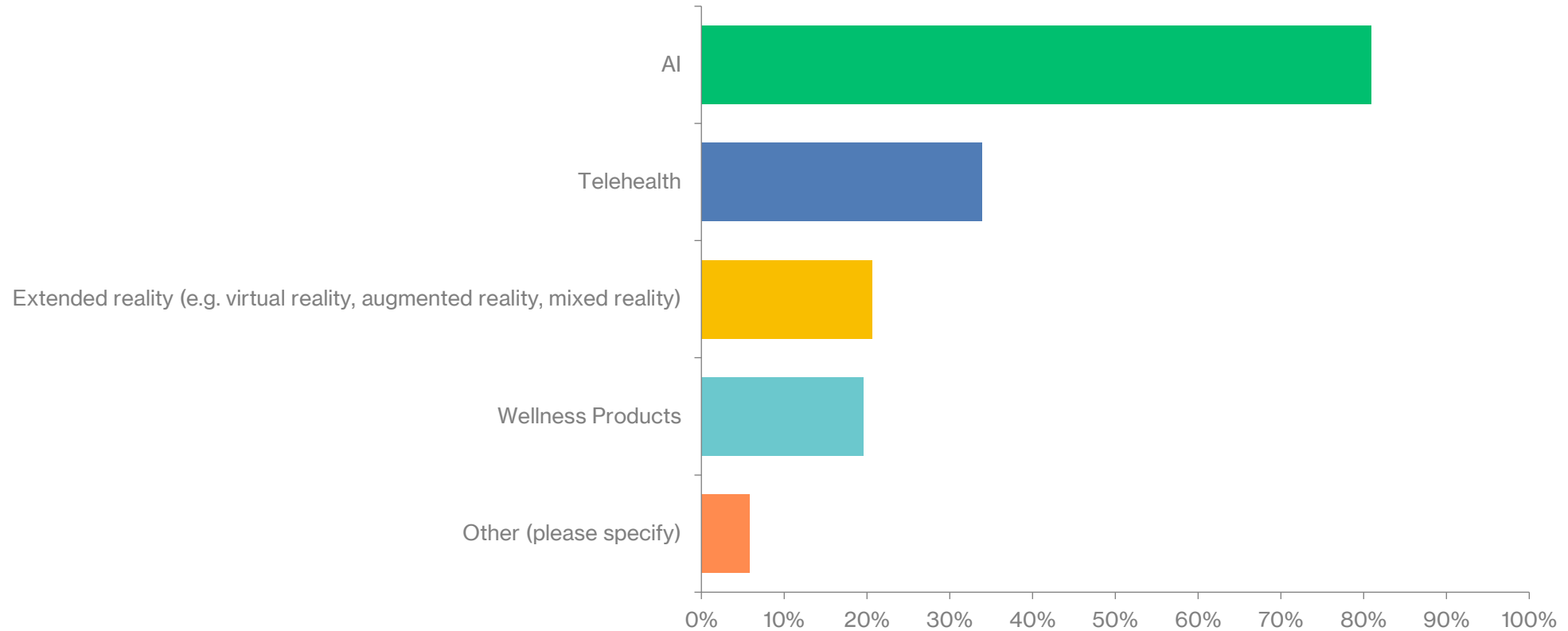
Q39: IN WHAT SETTING OR SITUATIONS DO QUESTIONS ABOUT TECHNOLOGY COME UP FOR YOU (PLEASE CHECK ALL THAT APPLY)?:

ANSWERED: 423 SKIPPED: 61

ANSWER CHOICES	RESPONSES	
Clinical Practice	93.85%	397
Supervision and Teaching	35.70%	151
Research	11.58%	49
Other (please specify)	3.78%	16
TOTAL		613

Q40: WHAT TYPES OF TECHNOLOGY ARE YOU MOST INTERESTED IN LEARNING ABOUT (PLEASE CHECK ALL THAT APPLY)?:

ANSWERED: 413 SKIPPED: 71



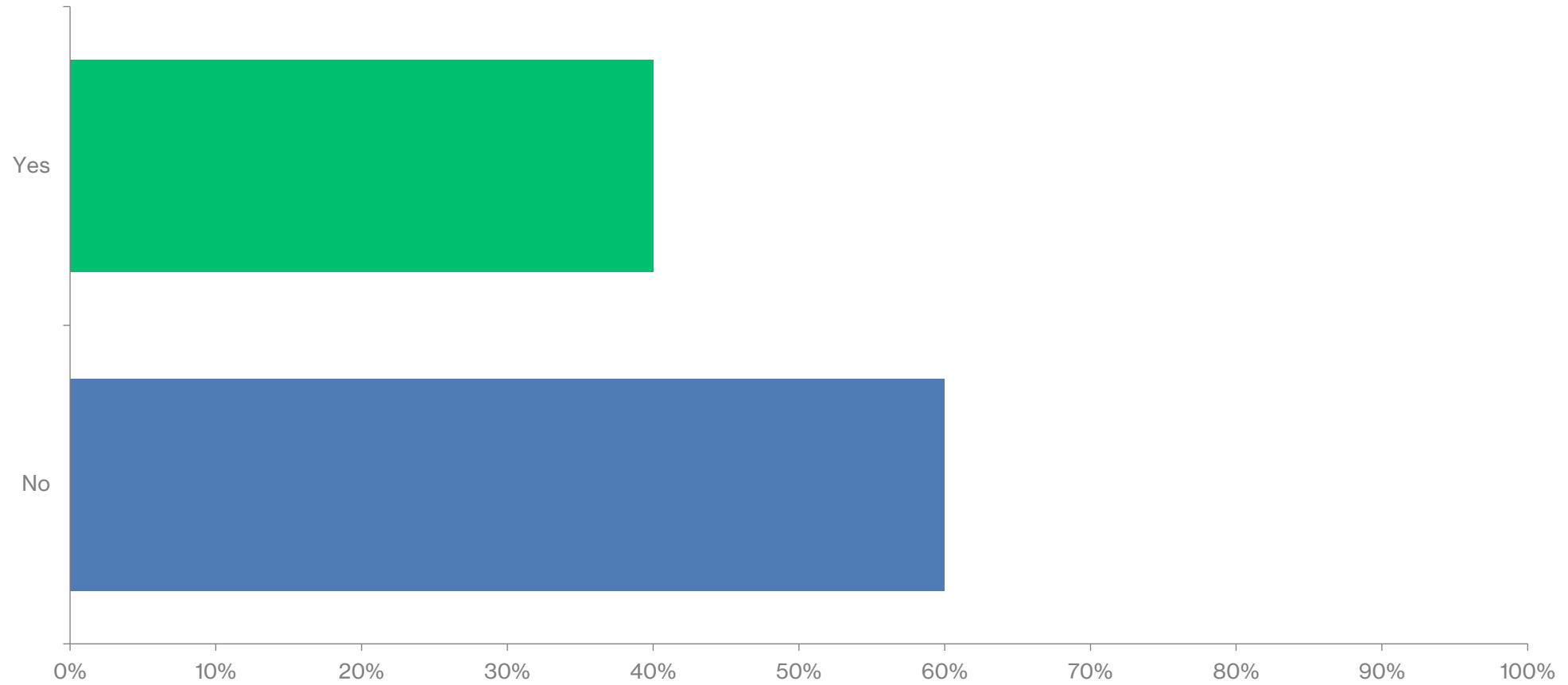
Q40: WHAT TYPES OF TECHNOLOGY ARE YOU MOST INTERESTED IN LEARNING ABOUT (PLEASE CHECK ALL THAT APPLY)?:

ANSWERED: 413 SKIPPED: 71

ANSWER CHOICES	RESPONSES	
AI	80.87%	334
Telehealth	33.90%	140
Extended reality (e.g. virtual reality, augmented reality, mixed reality)	20.58%	85
Wellness Products	19.61%	81
Other (please specify)	5.81%	24
TOTAL		664

Q41: ARE YOU ON THE ASKFORHELPTODAY.CA PLATFORM?

ANSWERED: 470 SKIPPED: 14



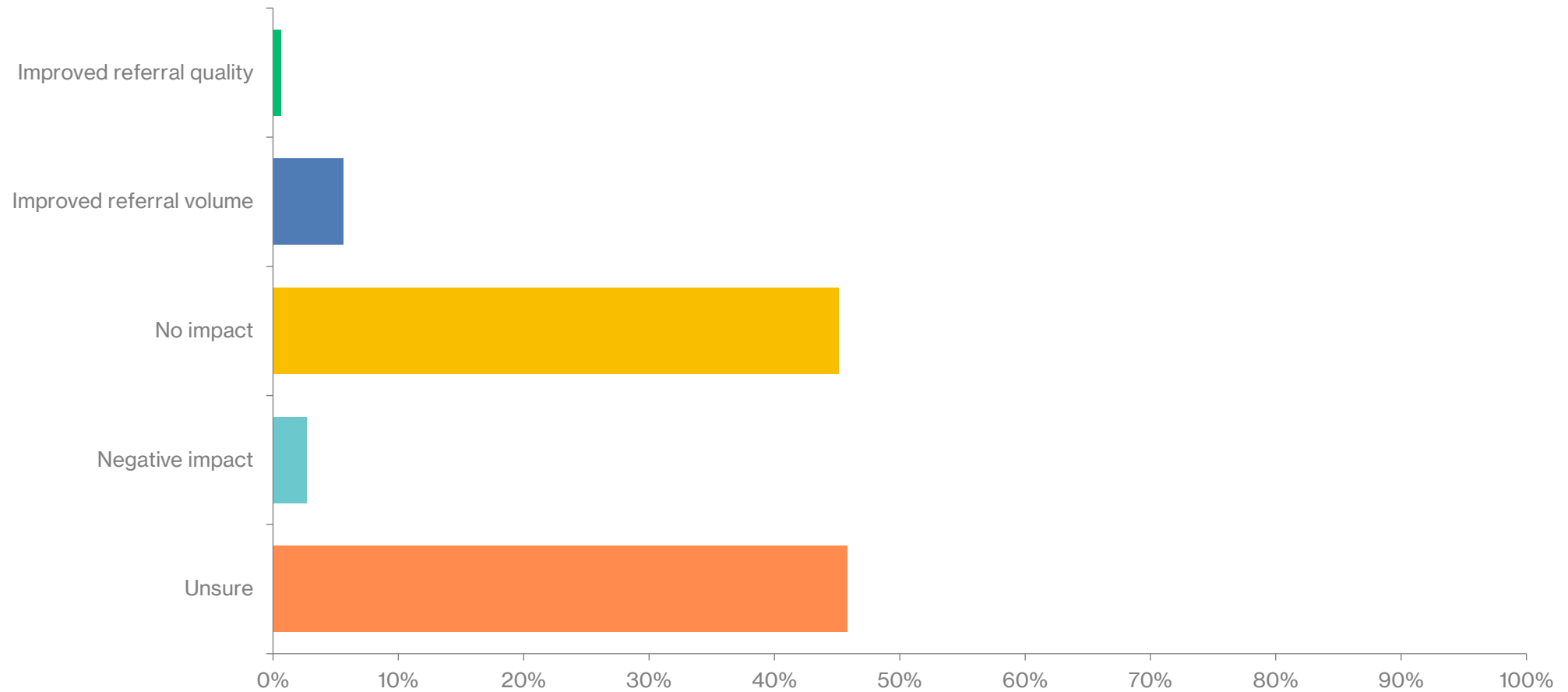
Q41: ARE YOU ON THE ASKFORHELPTODAY.CA PLATFORM?

ANSWERED: 470 SKIPPED: 14

ANSWER CHOICES	RESPONSES	
Yes	40.00%	188
No	60.00%	282
TOTAL		470

Q42: WHAT HAS BEEN THE IMPACT OF AFHT/STRATA ON YOUR PRACTICE?

ANSWERED: 445 SKIPPED: 39



Q42: WHAT HAS BEEN THE IMPACT OF AFHT/STRATA ON YOUR PRACTICE?

ANSWERED: 445 SKIPPED: 39

ANSWER CHOICES	RESPONSES	
Improved referral quality	0.67%	3
Improved referral volume	5.62%	25
No impact	45.17%	201
Negative impact	2.70%	12
Unsure	45.84%	204
TOTAL		445